



44TH ANNUAL CONFERENCE OF
MAHARASHTRA OPHTHALMOLOGICAL SOCIETY

MOSCON 2024

S O L A P U R

18TH, 19TH & 20TH OCT 2024

SCIENTIFIC PROGRAM

- VENUE -

BALAJI SAROVAR PREMIERE, SOLAPUR



Dr. Shubha Jhavar

An Academic Feast In Historic City
A Pilgrimage like no other

3 Days, 8 Halls



400+ Speakers



30+ Keynotes



30+ Live Surgeries



20+ National Faculty



5 International Faculty



2 Gala Entertainment Night



120+ Sessions





WELCOME TO MOSCON 2024 S O L A P U R

THIS YEAR, WITH OUR THEME "**VISION BEYOND LIMITS,**" WE ARE SET TO PUSH THE BOUNDARIES OF OPHTHALMOLOGY, DELVING INTO CUTTING-EDGE ADVANCEMENTS AND EMERGING TRENDS IN THE FIELD. FROM CLINICAL BREAKTHROUGHS TO THE LATEST SURGICAL TECHNIQUES AND INNOVATIONS IN TECHNOLOGY, WE HAVE ENSURED A PROGRAM THAT OFFERS DEEP INSIGHTS AND PRACTICAL KNOWLEDGE.

OUR SCIENTIFIC SESSIONS HAVE BEEN DESIGNED TO PROVIDE A BALANCED MIX OF LECTURES, WORKSHOPS, AND INTERACTIVE DISCUSSIONS, GIVING EVERY PARTICIPANT THE OPPORTUNITY TO ENGAGE, LEARN, AND NETWORK WITH EXPERTS FROM ACROSS THE GLOBE.

WE INVITE YOU TO EXPLORE THE FOLLOWING PAGES, WHERE YOU'LL FIND EVERYTHING YOU NEED TO MAKE THE MOST OF THE CONFERENCE.

LET'S EMBARK ON THIS JOURNEY TOGETHER !

Dr. Santosh Agrawal

Hon. President



Let's connect & grow together'

Respected seniors and my dear friends.

Greetings & warm welcome to MOSCON 2024, Solapur a city of Solapuri chadar, Handloom, powerloom pilgrimage & Special Solapuri Shengdana Chutney.

' Make life meaningful'.....'Rejuvenate ----- Revitalize -----Excel'
MOSCON 2024 would be a captivating event certainly enlightening, enriching, entertaining and enjoyable for all of us. Solapur a bustling city of rich culture, history and culinary experience beckons you to embrace. Solapur Ophth. Society under the able leadership of Dr. Harish Raichur Sir, Dr.Jagdish Birajdar has left no stone unturned to make it successful.

' Update and Upgrade'

Sci. Comm. MOS under the able guidance of Dr. Vardhaman, Dr. Aditi & LOC has ushered in many new exotic things. Kindly do come and immerse yourself to navigate the landscape of ophthalmology and beyond too. I am grateful to all my MOS team members. especially Dr. Atul, Dr. Vardhaman, Dr. Mandar, Dr. Aditi, MC, SC members & Local organization team of Solapur Ophth. Society who have indeed Invested their energy, time and talent to get this final output & gave me an opportunity to lead.

There are many innovative & fascinating sessions such as Rule of 3, Catch 22, Court martial 'When going tough, the tough gets going', 'Shark tank'.to indulge you in the world* of science & fun. *SSTC, DSTC, TSTC would impart hands on training & refinement in performing varied procedures & comprehend contemporary technologies in ophthalmology. Live surgery session would explore the intricacies & nuances of diverse ophthalmic surgeries to be performed by acclaimed stalwarts hailing from across India. Cultural night, Banquet & Quiz would be cheery on cake. It's an excellent opportunity to learn from each other to ensure preferred practice pattern & evidence-based medicine to our patients in dealing with their assorted eye ailments.

We are eagerly waiting to meet you all. I am looking forward to a great extravaganza and memorable MOSCON 24 at Solapur.I am sure you would have a great time in MOSCON 24 which would cherish your memories forever.

It's your light that lights the world'
Thanking you with warm Regards.

- Regards -

Dr. Santosh Agrawal
Hon. President (MOS)

Dr. Vardhaman Kankariya

Chairman Scientific Committee, MOS



Esteemed MOS members,

It gives us great satisfaction to present final scientific program of much awaited annual conference of Maharashtra Ophthalmological Society - MOSCON Solapur. We are overwhelmed with record number of submissions (500 plus) for competitive sessions like free paper, video, poster, photoessay and for the first time being held - Hyde Park session. The invited program has been curated with help of expert program committee of each specialty. The scientific program is designed focusing of comprehensive ophthalmologists as well as subspecialists. Special planning has been done to dedicate one subspecialty to one hall, to have effective and targeted learning. Considering the importance of practice management in current times, one hall has been dedicated entirely to practice management. Special emphasis has been given to have interactive sessions and case based discussions along with didactic lectures. We are lucky to have national faculty from all premier institutes of India, who themselves are the national legends of International repute. We are honoured to have globally pioneering international speakers too. We have our own more than 400 MOS faculty joining us in large numbers.

I am happy to share that MOSCON 2024 will have a separate hall for subspecialty live surgery session for the very first time for MOSCON. Besides, there are several special highlights for the 1st time in MOSCON such as Eye Kabaddi, Student of the year, interactive Kaun banega Uveapati session, TED talks, Rule of 3 session, 12 national societies collaborations besides other highlights like quiz, 3 D oculoplasty show, bigger than ever skills transfer courses with introduction of DSTC and TSTC for first time, YOSI sessions, LDP, International and National Heroes of MOS and very exciting Shark Tank in ophthalmology! I am thankful to President MOS Dr. Santosh Agrawal for his unweaving support. I am thankful to Dr. Atul Kadhane (Hon. Secretary MOS), Dr. Mandar Paranjpe (Treasurer) and whole team LOC (chairman - Harish Raichur and secretary - Dr. Jagadish Birajdar) for their help.

I am thankful to all members of scientific committee and specialty program committee for their passion to bring out a very dynamic scientific program. My special thanks to Dr. Aditi Watve, Secretary, Scientific Committee MOS, for her untiring support and sheer hardwork in making this scientific program a resounding success. WE welcome you all to join us at Solapur to unfold the details of the academic feast MOSCON 2024!

- Regards -

Dr. Vardhaman Kankariya,
Chairman Scientific Committee, MOS

Dr. Atul Kadhane

HONORARY SECRETARY



Dear Colleagues,

As The Secretary Of Maharashtra Ophthalmological Society, I Am Elated To Welcome You All On The Behalf Of Local Organising Committee, To Attend The Moscon 2024 At Solapur.

First And Foremost I Would Like To Acknowledge The Leadership Of Our Esteemed President Dr. Santosh Agrawal Under His Able Leadership We Have Witnessed Ophthalmology Growing By Leaps And Bounds In Terms Of Our Reach As A Society To The Deepest Of Corners Of The State And Our Mission To Promote Knowledge Enhancement.

Local Organising Committee Under The Leadership Of Dr Raichur & Dr Birajdar Are Eagerly Awaiting To Welcome You All. The Hardwork And Dedication Of Loc & Their Meticulous Planning And Attention To Detail Are The Foundations Upon Which This Conference Stands.

We Have Dr Vardhaman Kankariya As Scientific Committee Chairman Who Earns The Complete Support By His Excellent Team From Whom You Can Expect The Best In Terms Of Scientific Content. The Conference Will Include In A Discussion On A Wide Array Of Topics In Ophthalmology And Latest Development In The Field I Congratulate Him & His Team For Curating Excellent Scientific Program

Don't Miss Out On This Incredible Oppurtunity To Explore, Connect And Celebrate With Peers. We Look Forward To Creating Lasting Memories Together Ati Moscon 2024

We Look Forward To Welcoming You All To The Moscon 2024 In Solapur

- Regards -
DR. ATUL KADHANE
HONORARY SECRETARY (MOS)

Dr. Mandar Paranjpe

Hon. Treasurer, MOS



Respected MOS Members,

Greetings from Hon. Treasurer's desk!

MOSCON 2024 is gearing to be an excellent scientific event at Solapur. The Scientific Committee of MOS and LOC have worked hard for many months to make this happen. Apart from the various IC, FP, Quiz, etc and other sessions there will also be some very interesting sessions to stimulate our thinking. We also look forward to Trade exhibition during the 3 day conference. I am sure this conference will be remembered for both science & hospitality for a long time. I extend my best wishes for the most important annual scientific event of our calendar-MOSCON 2024, Solapur.

- Regards -
Dr. Mandar Paranjpe
Hon. Treasurer, MOS

MOS OFFICE BEARERS



Dr. Santosh Agrawal
Hon. President, MOS



Dr. Atul Kadhane
Hon. Secretary, MOS



Dr. Mandapr Paranjpe
Hon. Treasurer, MOS



Dr. Vardhaman Kankaria
Hon. Chairman Scientific Committee, MOS



Dr. Aditi Watve
Secretary Scientific Committee, MOS

THE LEADERSHIP TEAM LOC



Dr. Harish Raichur
Organising Chairman



Dr. Jagdish Birajdar
Organising Secretary



Dr. Kshama Kadam
Jt. Organising Secretary



Dr. Nagendra Vhanhure
Treasurer



Dr. Ravindra Vhankade
Jt. Treasurer



Dr. Navneet Toshniwal
Chairman scientific committee, LOC

- CHIEF ADVISOR -

DR. T. P. LAHANE

- ADVISORY BOARD -

DR. A. A. DESHPANDE

DR. QURESH MASKATI

DR. SUNAINA MALIK

- MANAGING COMMITTEE MOS -

DR. SANTOSH AGRAWAL
HON. PRESIDENT

DR. SHIRISH THORAT
VICE PRESIDENT

DR. ANAGHA HEROOR
VICE PRESIDENT

DR. VIRAL SHAH
JOINT SECRETARY

DR. SHON CHINCHOLE
JOINT TREASURER

DR. RAJESH JOSHI
EDITOR JCOR

DR. AJAY LOHIYA
EDITOR B LINK

- EX-OFFICIO -

DR. SANTOSH BHIDE

DR. ANAGHA HEROOR

- AIOS REPRESENTATIVES -

DR. JIGNESH TASWALA

DR. PARIKSHIT GOGATE

SCIENTIFIC COMMITTEE, MOS

ELECTED MEMBERS

Dr. Vardhaman Kankariya (Chairman)
Dr. Aditi Watve (Secretary)
Dr. Viral Shah
Dr. Shubha Jhavar
Dr. Nayana Potdar
Dr. Maneesh Bapaye

CO-OPTED MEMBERS

Dr. Nikhil Gokhale
Dr. Manoj Sasawade
Dr. Sachin Dharwadkar
Dr. Sourabh Patwardhan
Dr. Shamik Mokadam
Dr. Kshama Kadam

ZONAL MEMBER, MANAGING COMMITTEE

CENTRAL ZONE

Dr. Sumeet Lahane
Dr. Priti Kamdar

MARATHWADA ZONE

Dr. Anand Vaijawade
Dr. Archana Vare

NORTH ZONE

Dr. Sarang Darade
Dr. Anup Yewale

WESTERN ZONE

Dr. Anant Bhosale
Dr. Abhinandan Patil

VIDARBHA ZONE

Dr. Manish Wankhade
Dr. Santosh Dalankar

SANGLI REPRESENTATIVE

Dr. Gaurav S. Paranjpe

SUBSPECIALTY PROGRAM COMMITTEES

CATARACT

Sourabh Patwardhan
Zain Khatib
Sumeet Lahane
Shirish Thorat
Vishwas Birajdar (LOC)

CORNEA AND SURFACE

Swapnil Bhalekar
Asmita Patne
Tanwangee Joag (LOC)

PLASTY, ONCO

Shubha Jhavar
Aditi Watve
Savari Desai
Sumeet Lahane
Ravindra Vhankade (LOC)

VR

Maneesh Bapaye
Manoj Sasawade
Anant Bhosale
Karobi Lahiri
Siddharth Pawar (LOC)

PEDS OPHTHAL AND NEURO

Prachi Agashe
Vaishali Une
Nayana Potdar
Varada Gokhale
Reshma Mehta (LOC)

GLAUCOMA

Mandar Paranjpe
Priti Kamdar
Rajul Parikh
Sachin Dharwadkar
Gayatri Hoshing
Uma Pawar (LOC)

PRACTICE MANAGEMENT

Rajesh Joshi
Viral Shah
Mohan Mahajan (LOC)

MEDICAL RETINA AND UVEA

Mayur Morekar
Shrutika Kankariya

SSTC

Dr. Anant Bhosale
Dr. Aarti Heda
Dr. Nikhil Toshniwal
Dr. Rupali Joshi
Dr. Tanwangee Joag
Dr. Kaushtubh Kandle
Dr. Rucha Kothadia

LIVE SURGERIES

Dr. Navneet Toshniwal
Dr. Vinayak Deshpande
Dr. Ravi Vhankade
Dr. Vishwas Birajdar
Dr. Arushi Toshniwal

MOS SCIENTIFIC COMMITTEE IS THANKFUL TO THE EVALUATORS OF THE SUBMITTED PROGRAM

- Dr. Aditi Parag Watve
- Dr. Agashe Prachi
- Dr. Agrawal Santosh Hanuman
- Dr. Akshay Gopinathan Nair
- Dr. Atul R Kadhane
- Dr. Bhide Santosh S.
- Dr. Charuta Maneesh Bapaye
- Dr. Heroor Anagha A.
- Dr. Joshi Rajesh S.
- Dr. Kamble Sidharth Arjunrao
- Dr. Kamdar Priti
- Dr. Lahane Sumeet Tatyarao
- Dr. Mandar Govind Paranjpe
- Dr. Maneesh Bapaye
- Dr. Manish Samadhan Wankhade
- Dr. Motewar Vivek V.
- Dr. Neha Deshpande
- Dr. Paritosh Arvind Kamdar
- Dr. Samant Preetam
- Dr. Saswade Manoj R.
- Dr. Shah Viral
- Dr. Shubha Jhavar
- Dr. Sonawane Suhas
- Dr. Sourabh patwardhan
- Dr. Sunaina Malik
- Dr. Swati Vijay Zavar
- Dr. Thorat Shirish
- Dr. Vardhaman Kankariya
- Dr. Wagh Sangeeta

MOS PAST PRESIDENTS

- Dr. Y. K. C. Pandit
- Dr. L. N. Deshmukh
- Dr. Ishwarchandra
- Dr. T. N. Urseka
- Dr. R. H. Muljiani
- Dr. S. M. Sathe
- Dr. Y. M. Paranjpe
- Dr. M. V. Albal
- Dr. S. D. Athavale
- Dr. R. J. Patel
- Dr. A. G. Sardesai
- Dr. A. D. Patwardhan
- Dr. Quresh Maskati
- Dr. Sudhir K. Kale
- Dr. (Mrs.) G. G. Murthy
- Dr. J. S. Laulkar
- Dr. Rumi P. Jehangir
- Dr. Kanti Modi
- Dr. Shrikant B. Kelkar
- Dr. A. N. Kulkarni
- Dr. M. B. Zamwar
- Dr. A. A. Deshpande
- Dr. Prakash Kankaria
- Dr. Meena Bapaye
- Dr. Madan Deshpande
- Dr. Suhas Haldipurkar
- Dr. S. Natarajan
- Dr. T. P. Lahane
- Dr. Milind Killedar
- Dr. Pakhare K. D.
- Dr. Hanumant Karad
- Dr. Barun Nayak
- Dr. Jeevan Ladi
- Dr. Salil Gadkari
- Dr. Prakash Marathe
- Dr. Prashant Bawankule
- Dr. Gopal Arora
- Dr. Sunaina Malik
- Dr. Parikshit Gogate
- Dr. Jignesh Taswala
- Dr. Santosh Bhide



Dr. Asmita Phase

A HEARTFELT THANK YOU TO OUR ESTEEMED INTERNATIONAL & NATIONAL FACULTY

**Your powerful insights
well-researched presentations,
and meticulously curated sessions
provide a comprehensive 360-degree
coverage of topics, enriching this
conference with invaluable
knowledge.**



INTERNATIONAL FACULTY



PROF. DR. UDAY DEVGAN



PROF. DR. BORIS MALYUGIN



PROF. DR. GEORGE KYMIONIS



PROF. PETER MC CLUSKEY

NATIONAL FACULTY



DR. CHITRA RAMAMURTHY



DR. DHANASHRI RATRA



**DR. HARIKRISHNAN
VANNADIL**



DR. HARSHUL TAK



DR. HIMANSHU MATALIA



DR. JAGADESH REDDY



DR. JITENDRA JETHANI



DR. MAHIPAL SACHDEV



DR. MANOJ KHATRI

NATIONAL FACULTY



DR. MILIND NAIK



DR. MOHAMMAD JAVED ALI



DR. PARTHA BISWAS



**DR. PARTHOPRATIM DUTTA
MAJUMDER**



DR. SANTOSH HONAVAR



DR. SRINIVAS JOSHI



DR. SHWETA AGARWAL



DR. SWATI PHULJHELE



DR. VINEET RATRA

MOS FACULTY

Dr. Aarti Heda

Dr. Abhidnya Surve

Dr. Abhilasha Anantrao Parkhe

Dr. Abhishek A Hoshing

Dr. Abhishek Desai

Dr. Adchitre Arunkumar

Dr. Adit Gupta

Dr. Aditi Parag Watve

Dr. Agashe Prachi

Dr. Agrawal Ravi K

Prof. Agarwal Manojkumar J

Dr. Agrawal Santosh Hanuman

Dr. Ajay Kulkarni

Dr. Akruiti Desai

Dr. Ambarkar Venkatesh D

Dr. Ambekar Md

Dr. Amit Mahajan

Dr. Anand Deshpande

Dr. Anand Pimparkar

Dr. Anant Bhosale

Dr. Aniket A Patil

Dr. Anil Kumar Singh

Dr. Anupam Deshpande

Dr. Anushree Kaduskar

Dr. Archana Kumaresh Biradar

Dr. Arora Gopal

Dr. Arpit Anil Shah

Dr. Ashish Sapkal

Dr. Atnoor Veerendra Bhimashankar

Dr. Atul R Kadhane

Dr. Ayyar Anuradha

Dr. Bang Rohit

Dr. Bansal Piyush

Dr. Barun Kumar Nayak

Dr. Bawankule Prashant K

Dr. Bhagali Meenakshi N

Dr. Bhamare Ganesh

Dr. Bhat Madhav J

Dr. Bhide Santosh S

Dr. Bhomaj Pooja S

Dr. Bhomaj Sharad S

Dr. Bhosale Hanumant Keshavrao

Dr. Bhujbal Pritamsinh Appasaheb

Dr. Bijlani Madhavi Subhash

Dr. Birajdar Vishwas P

Dr. Bokil Siddharth

Dr. Boramani Jagannath M

Dr. Chahande Sujata S

Dr. Charuta Maneesh Bapaye

Dr. Chetan Ahiwalay

MOS FACULTY

Dr. Chetan Uttamrao Kharkande

Dr. Choudhary Kashinath G

Dr. Chougule Vidyasagar

Dr. Darade Dnyanoba Mukundrao

Dr. Datar Sameer G

Dr. Dedhia Niteen

Dr. Deepa Mohole

Dr. Desai Savari

Dr. Deshmukh Sanket

Dr. Deshpande A. A.

Dr. Deshpande Anand Anantrao

Dr. Deshpande Neha

Dr. Deshpande Nitin S

Dr. Deshpande Rahul D

Dr. Deshpande Vinayak D

Dr. Devendra Venkatramani

Dr. Dhake Praful Vishnu

Dr. Dhamankar Tanmayi

Dr. Dhobekar Mangesh

Dr. Dixit Udayan

Dr. Dole Kuldeep S

Dr. Funde Avinash Mahadeo

Dr. Gandhi Rajiv Mahavir

Dr. Ghawate Shashank

Dr. Girish Gadre

Dr. Haldipurkar Suhas S

Dr. Harshit Vaidya

Dr. Hazari Ajit

Dr. Hemangi Tirmale

Dr. Hemant Devidasrao Anaspure

Dr. Heroor Anagha A

Dr. Holani Ashish Naresh

Dr. Hoshing Gayatri

Dr. Hrishikesh Dilip Naik

Dr. Janhvi Mehta

Dr. Janvi Shah

Dr. Jatale Pradeep

Dr. Jathar Ketan V

Dr. Jayant Sarwate

Dr. Joag Tanwangee

Dr. Joshi Rajesh S

Dr. Joshi Sharadchandra Bhalchandra

Dr. Kadam Kshama S

Dr. Kakade Nilesh A

Dr. Kale Sachin

Dr. Kalge Shivaji Bandappa

Dr. Kamble Sidharth Arjunrao

Dr. Kandle Kaustubh Suresh

Dr. Kankariya Shrutika

Dr. Kapoor Shashi

MOS FACULTY

Dr. Kareeshma Wadia

Dr. Kavita Rao

Dr. Kelkar Shreekant B

Dr. Ketan Nikam

Dr. Khaire Bhaskar Shankar

Dr. Khan Sohel Irfan Mohd

Dr. Khare Nanasahab Pandurang

Dr. Khatri Manoj Subhash

Dr. Khune Ajit G

Dr. Killedar Milind A

Dr. Kolte Nitin S

Dr. Kshatriya Girish

Dr. Kulkarni Ameya

Dr. Kulkarni Pooja Vijay

Dr. Kunal Nikale

Dr. Ladi Jeevan S

Dr. Lahane Sumeet Tatyarao

Dr. Lahane Tatyarao P

Dr. Lahiri Karobi C

Dr. Lambat Sarang P

Dr. Lande Pankaj

Dr. Lohiya Ajay

Dr. Loya Jagdish R

Dr. Mahesh Sonpethkar

Dr. Malpani Anupam

Dr. Mandar Govind Paranjpe

Dr. Mandar Joglekar

Dr. Maneesh Bapaye

Dr. Mangesh Shelke

Dr. Mangiraj Varsha V

Dr. Manish Samadhan Wankhade

Dr. Manish Sharma

Dr. Manjiri Malekar (Oak)

Dr. Mayur R. Moreker

Dr. Medha Nitin Prabhudesai

Dr. Mehta Himanshu R

Dr. Mehta Hitendra B

Dr. Modi Rohit

Dr. Motewar Vivek V

Dr. Mulik Shivraj

Dr. Mundhada Saurabh

Dr. Nagpal Vaibhav Amar

Dr. Nagvekar Sandeep S

Dr. Naik Uday

Dr. Namrata Kabra

Dr. Narnaware Shilpi

Dr. Nayana Potdar

Dr. Neeta Guru Dodwad

Dr. Neha Dholkia

Dr. Nehete Girish P

MOS FACULTY

Dr. Nerlikar Roopali

Dr. Nidhi Anant Bhosale

Dr. Nikhil Kandurwar

Dr. Nikhil Nasta

Dr. Nikhil Navneet Toshniwal

Dr. Nikit Sarwate

Dr. Nikita Sonawane

Dr. Nirav Dilip Raichura

Dr. Nisha Chauhan

Dr. Nishita Beke

Dr. Nitin Balakrishnan

Dr. Nitin Prabhudesai

Dr. Padmapriya Venkataramanan

Dr. Pahuja Kishore

Dr. Pahuja Natasha Kishore

Dr. Pallavi Dole (Khedkar)

Dr. Pankaj Vitthal Shah

Dr. Paranjpe Shekhar Yashwant

Dr. Parikh Vatsal

Dr. Parikh Rajul

Dr. Parikshit Gogate

Dr. Parmeshwar Dadarao Kahalekar

Dr. Paryani Mukesh J

Dr. Patare Smita

Dr. Patil Jayesh Suresh

Dr. Patil Vasant A

Dr. Patwardhan Nidhi S

Dr. Pournima Ulhas Bodhankar

Dr. Pawar Siddharth Ashok

Dr. Phalke Dilip

Dr. Pinank Chetan Kharkande

Dr. Pradhan Viraj

Dr. Prajakta Dandekar

Dr. Prakash Kankariya

Dr. Prakash Marathe

Dr. Pranav Dattaram More

Dr. Prasad Walimbe

Dr. Prasanna Vijaykumar Aradhya

Dr. Prerana Tahiliani

Dr. Prithvi Chandrakanth

Dr. Priyanka Prabhakar Dhaytadak

Dr. Purohit Subodh

Dr. Purva Valvekar Date

Dr. Purvasha Narang

Dr. Quresh B. Maskati

Dr. Radhika Paranjpe

Dr. Radhika Sangitrao

Dr. Ragini Hasmukhray Parekh

Dr. Rahul A Tiwari

Dr. Rahul Bahekar

MOS FACULTY

Dr. Rahul Bhimrao Baile

Dr. Raichur Harish B

Dr. Rakesh Shah D

Dr. Ramesh Shah

Dr. Renuka Sarwate

Dr. Reshma Mehta

Dr. Reshma Raghunath Ranade

Dr. Rhishikesh Deshpande

Dr. Riddhi Shah Dharia

Dr. Ridhima Bhagali

Dr. Rishikesh Mayee

Dr. Rishikeshi Nikhil

Dr. Ritesh Kumar Kakrania

Dr. Rucha Kothadia

Dr. Sabyasachi Sengupta

Dr. Sachin Kabra

Dr. Sadhana Vaidya

Dr. Samant Preetam

Dr. Sambre Ajay Devidasrao

Dr. Samyak Mulkutkar

Dr. Sanjay Rasal

Dr. Sarawade Suhas S

Dr. Saswade Manoj R

Dr. Satav Vitthal Gulab

Dr. Saumil Kothari

Dr. Sayli Gavaskar

Dr. Seema Bhosale

Dr. Sejpal Kunjal

Dr. Shah Manish S

Dr. Shah Ramesh

Dr. Shah Viral

Dr. Shamik Prafull Mokadam

Dr. Sharang Wartikar

Dr. Sharma Geetanjali P.

Dr. Sharma Hitesh

Dr. Shefali Parikh

Dr. Shegaonkar Sharad H

Dr. Shilpa Sonarkhan

Dr. Shon Chinchole

Dr. Shreyas Ranjit Shah

Dr. Shruti Patil Warke

Dr. Shubha Jhavar

Mrs. Shubhangi Sudhir Bhave

Dr. Smita Balasaheb Gavade

Dr. Sodimalla Kalyani Vijaya Kumari

Dr. Somasheila Murthy

Dr. Sonal P Yadav

Dr. Sonawane Suhas

Dr. Soni Anuj

Dr. Sourabh Patwardhan

MOS FACULTY

Dr. Sreelata Devde

Dr. Vidya Chelerkar

Dr. Sucheta Kulkarni R

Dr. Vijay Shetty

Dr. Sudeep Narayan Pujari

Dr. Vrushali Athavale

Dr. Sudha P Kankaria

Dr. Wagh Sangeeta

Dr. Suhas Haldipurkar

Dr. Walimbe Tejaswini Prasad

Dr. Suhas Sonwane

Dr. Wavikar Chandrashekhar M

Dr. Sunaina Malik

Dr. Yogendra Mukund Oke

Dr. Susheel Deshmukh

Dr. Yogesh D Chougule

Dr. Swapnil Bhalekar

Dr. Zanwar Srigopal R

Dr. Swapnil Kothari

Dr. Syed Mazhar

Dr. Tagare Abhijit A

Dr. Tejaswini Kirpekar

Dr. Thakre Snehal R

Dr. Thorat Shirish

Dr. Toshniwal Navneet S

Dr. Uma Siddharth Pawar

Dr. Umesh Rewanwar

Dr. (Mrs.) Usha A. Johari

Dr. Usnale Rajpal

Dr. Vaidya Ashish R

Dr. Vaishali Lalit Une

Dr. Vardhaman Kankariya

Dr. Vare Archana A

Dr. Vhankade Ravindra Arjun



Dr. Suhas Sarawade

Special highlights:



Live Surgeries



**International & National
Heroes of MOS**



Competitive Sessions



**Participation of
Global Legends**



Oculoplasty 3D show



Quiz



**Kaun Banega
Uveapati**



**Collab Sessions With
National Society**



**Extensive Skills
Transfer Courses**

Special highlights



Court Martial



Eye Kabbadi



Shark Tank Sessions



LDP



Headset Hall



MOS Student Of The Year



Life Beyond Ophthalmology

**Get ready for the scientific extravaganza
of International standards!
GET READY FOR MOSCON 2024!**

Highlights :

- 1. Record No. of Submissions 400+**
- 2. Interactive sessions**
- 3. Faculty From Premier Institutes**
- 4. Learn From Legends**
- 5. Program For All**
- 6. 1 Subspecialty 1 Hall**
- 7. Seperate Hall For Practice Management Sessions.**



Dr. Suchi Smitha Behere



▶ "Pre Registration for the show is complimentary but mandatory to attend"

3D OCUPLASTY SHOW

By : Dr. Milind Naik



- ✓ 19th October 2024 | 8-9AM
- ✓ 20th October 2024 | 8-9AM
- ✓ Venue - HALL D
Balaji Sarovar Premiere, Solapur





BOTOX HANDS ON COURSE ON SILICON HEADS

With Dr. Milind Naik & Many More



SSTC, TRADE AREA


44th
Annual Conference of Maharashtra
Ophthalmological Society
MOSCON 2024
SOLAPUR

Prepare to embark on an enlightening
journey into the world of Uveitis

ENTERTAINING | FUN GAME | ENGAGING



DR. PARTHOPRATIM MAJUMDER

**HALL
E**

**DAY
2**

Oct

19TH

09:15 To 10:15 AM

SKILL TRANSFER COURSES AT MOSCON 2024



SSTC (SURGICAL SKILL TRANSFER COURSE)

| | |
|---------------------|------------------------|
| SICS | 4 THROW PUPILLOPLASTY |
| PHACO | TRABECULECTOMY |
| ANTERIOR VITRECTOMY | INTRAVITREAL INJECTION |
| IRIS CLAW IOL | SQUINT SURGERY |
| PHAKIC IOL | BOTOX |

VENUE - TRADE AREA

DSTC (DIAGNOSTIC SKILL TRANSFER COURSE)

| | |
|-------------------------|------------------------------|
| INDIRECT OPHTHALMOSCOPY | OCT - ANTERIOR AND POSTERIOR |
| BIOMETRY | TOPOGRAPHY |
| GONIOSCOPY | B SCAN |
| PERIMETRY | |

VENUE - HEADSET HALL

TSTC (TECHNOLOGICAL SKILL TRANSFER COURSE)

| | |
|-------------------------|-------------------------------|
| TORIC MARKING | OT DESIGNING |
| NABH ACCREDITATION | SMARTPHONE FUNDUS PHOTOGRAPHY |
| SMART PHONE PHOTOGRAPHY | EMR |

VENUE - HEADSET HALL

- CONVENORS -

- DR. NIKHIL TOSHNIWAL
- DR. RUPALI JOSHI
- DR. TANWANGEE JOAG
- DR. KAUSHTUBH KANDLE
- DR. RUCHA KOTHADIA
- DR. ANANT BHOSALE
- DR. AARTI HEDA

GUIDELINES FOR CHAIRMAN, CO-CHAIRMAN, CONVENOR, MODERATOR AND JUDGES

TIME MANAGEMENT :

This is your most Important responsibility. Please start the session on time Concluding the session on time is even more important so as not to impinge upon the next session PLEASE ENSURE THAT YOUR SESSION DOES NOT SPILL OVER INTO THE CHANGE OVER TIME BETWEEN SESSIONS THIS TIME MUST BE UTILISED ONLY FOR THE NEXT SESSION CHAIRPERSONS TO SETTLE DOWN.

CONFLICT OF INTEREST :

It is absolutely mandatory that in case if you find that in any competitive session where you are a judge and you feel there may be conflict of interest because one of the presentations is by you / your associate / your family member /your institute please inform the Chairman- Scientific Committee immediately on receiving the information about your session, so that alternative arrangements could be made & you could be assigned elsewhere. WE WANT TO TOTALLY AVOID A PERSON BEING A JUDGE in ANY SESSION IF THERE IS EVEN THE REMOTEST POSSIBILITY OF CONFLICT OF INTEREST

OTHER GUIDELINES :


Once submitted & accepted No change in authors or topics is allowed in any of the sessions.

Certificate of attendance in the conference is given by the Local Organizing Committee. This time E Certificate will be introduced and hence there is no hard copy of the Certificate will be issued after the presentation at the Conference.

Please follow the order of speakers in the sheet supplied on your table. Do not allow change in the order of the presentation unless you feel it is absolutely justified.

- If there is any Key note speaker in your session, please introduce him/her to the audience, in the Free paper session, Keynote speakers duration is 5 minutes/or as marked in the mark sheet
- sheet Each Free paper is 5 minutes. Kindly indicate the Paper presenter's name in the mark sheet
- Indicate your marks in the given mark sheet (per 100) Marks are for Content, Presentation. Slides & Originality (25 marks each).
- At the end of session, please calculate the total marks of each paper and the highest mark will be the BEST PAPER in YOUR SESSION
- Please indicate the Best paper in the mark sheet Clearly and also announce the same at the end of the session. PLEASE ENSURE THERE ARE NO ERRORS in CALCULATIONS OR PROCEDURE FOLLOWED. The result announced is subject to ratification by the Scientific Committee office.
- If the presenting author is a non-member or a non-ratified member, DO NOT EVALUATE that particular paper/e-poster/video because they are not eligible for any MOS AWARD. Hence, before announcing the result please see whether the Presenting author is a ratified member.
- Please don't go out of the hall in between and switch off your mobile phone during the session. Kindly concentrate on each presentation so that justice will be done.
- Don't consult the marks with other judges. We want your individual evaluation.
- Please mark whether all the Free papers were presented. If there is any absentees (including other judges), please indicate in the mark sheet clearly as "absent" without fail.
- Don't forget to write your name in Capital letters with mobile number in the marks sheet and sign.

MOSCON Scientific Committee appreciates your support



Dr. Shubha Jhavar



44th
Annual Conference of Maharashtra
Ophthalmological Society

MOSCON 2024
SOLAPUR

SCIENTIFIC PROGRAM

**O
V
E
R
V
I
E
W**

This document is Touch Interactive

Exploring our all encompassing and comprehensive list of topics & their details can be overwhelming and indeed daunting. To make it easy for you to navigate the Moscon 2024 Program Book..... We have coded this document to make it touch interactive and navigable.

Touch on any program on the day overview page to instantly navigate to that page.....& Touch on the day link at the bottom of every page to instantly navigate to the overview of the day.

Happy browsing. Happy learning!

Team MOS & Team LOC Solapur



SCIENTIFIC PROGRAM

DAY
1

Oct
18TH



| Time | Hall A | Hall B | Hall C | Hall D | Hall E | Hall F | Hall G |
|----------------------|---------------------------|--------------------------------|---|--|--|--|---|
| 08:00 AM To 09:00 AM | | | Hyde Park 1 (Cataract 1) | Hyde Park 2 (Cataract 2) | Hyde Park 3 (Community Ophthal 1) | Hyde Park 4 (Community Ophthal 2) | Hyde Park 5 (Glaucoma + Trauma) |
| 09:15 AM To 10:15 AM | LIVE SURGERY | LIVE SURGERY | Video Films 1 (Ant.Seg.1) | Video Films2 (Oculoplasty + Ped. Ophthal + Squint) | Video Films 3 (Post.Seg.) | Video Films4 (Ant.Seg.2) | Hyde Park 6 (OculoPlasty + Oncology) |
| 10:30 AM To 11:30 AM | | | IC 38 Cornea Chronicles: Navigating Day To Day Practice | IC 27 Paediatric Cataract : All That you Should Know | IC 28 Mastering the macular master tool : OCT made easy-peasy! | IC 4 Sub - Speciality 101 navigating the Post residency World | Free Paper 1 (Cataract 1) |
| 11:45 AM To 12:45 PM | | | IC 51 Corneal Topography Simplified | IC 1 What I learnt from this strabismus case?? | IC 16 Day to Day to Retina Condition in OPD & OT for general Ophthalmologist | IC 39 Practice Management : A to Z | Free Paper 2 (Cataract 2) |
| 01:00 PM To 02:00 PM | Biometry | Diagnostic Dilemma in Glaucoma | Refractive surgery : Basics | SPOSI session : "Rule of 3" | Medical Retina Evidence Based Practice | YOSI session | Free Paper 3 (Cornea) |
| 02:15 PM To 03:15 PM | SICS Basics | Court martial | IC 5 Surface PRK & FLAP LASIK | Game of Dacryology Thrones: The Dacryology masterclass | IC 48 Decoding Diabetic vitrectomy | IC 41 Live life king size: Need of the hour | Free Paper 4 (Glaucoma) |
| 03:30 PM To 04:30 PM | Phaco Basics | Managing the open angles | Corneal procedures u must know: CSI session | IC 11 Aesthetics in General Ophthalmology Practice : Interactive & Case Based | TED Talks | IC 32 Securing Funds for Eye Care Research & Service Delivery | Free Paper 5 (Ocular Surface + Ref. + CL) |
| 04:30 PM To 05:30 PM | Inauguration preparations | Inauguration preparations | AIOS Session | IC 47 Using your own brain to diagnose neuro ophth conditions & prevent eye surgeon dementia | Retina VAST | IC 15 Navigating the Seas of Research Methodology: Tool kit for research (JCOR) | Free Paper 6 (Oculoplasty + Oncology) |
| 6.00 PM Onwards | Inauguration | | | | | | |

SCIENTIFIC PROGRAM

DAY
2
Oct
19TH



| Time | Hall A | Hall B | Hall C | Hall D | Hall E | Hall F | Hall G |
|----------------------|--|---|---|--|--|---|--|
| 08:00 AM To 09:00 AM | IC 18 Cataract surgery in difficult situations | Tube: All you want to know | IC 49 Yes, This is what I see daily in my OPD - What is this? | 3D Oculoplasty Show | Exclusive Macula | IC 55 Ocular Emergencies - What do I do? | Free papers 7 (Peds Ophthal + Squint) |
| 09:15 AM To 10:15 AM | Masterclass on toric IOLs | Managing Secondary Glaucoma | Corneal Transplantation | Myopia | Kaun Banega Uveapati | ISMSICS Session | Free papers 8 (VR 1) |
| 10:30 AM To 11:30 AM | When the Going Gets Tough, the Tough Gets Going: Dr. Harshul Tak | MIGS & other glaucoma management options | Refractive Surgery in Special Situation | OPAI session : Rule of 3 | Interesting Cases in Medical Retina | Insurance by Dr. Harikrishan | Free papers 9 (VR + Uvea 2) |
| 11:45 AM To 12:45 PM | Rule of 3 | IC 52 Managing Primary Angle Closure Glaucoma | Ocular surface and Cornea | IC 8 Complex Orbital Case Scenarios - A masterclass | VRSI session: Rule of 3 | ARC session | Free Papers 10 (Neuro ophthalmology) |
| 01:00 PM To 02:00 PM | Management of PCR | Advanced IOLs session | ISRS session: Rule of 3 | IC 43 Simplifying Strabismus Surgery | IC ROP | Medicolegal Symposium | Free Papers 11 (Trauma) |
| 02:15 PM To 03:15 PM | Catch 22 | Glaucoma procedures: Video based skill transfer | Managing Ocular Surface Disease : The beginning of Hope | Oculoplasty Dilemma for All | USI session | IC 6 Basics of Financial Management, Mutual Funds, Retirement and Insurance | Free Papers 12 (Community ophthal + Misc.) |
| 03:30 PM To 04:30 PM | Cataract Debates | GSI session: Rule of 3 | Lenticule Based Refractive Surgeries | IC 45 Clearing the fog: navigating ocular surface neoplasia from diagnosis to recovery | Surgical Retina | IC 34 Changing Trends of Practice Management | Hyde Park 7 (Ped ophthal+ squint+neuro) |
| 04:30 PM To 05:30 PM | IC 54 A beautiful cataract surgery done & yet Patient is not happy | Quiz | Corneal Procedures You must know | Neuro ophthalmology : Rule of 3 | IC 12 UWF Retinal Imaging need of the hour, comparison of available technologies | Life Beyond Ophthalmology | Hyde Park 8 (VR + Uvea) |
| 05:45 PM Onwards | GBM | | | | | | |

SCIENTIFIC PROGRAM


DAY
3

Oct
20TH



| Time | Hall A | Hall B | Hall C | Hall D | Hall E | Hall F | Hall G |
|----------------------|---|--|---------------------------------|-------------------------------------|---|---|-------------------|
| 08:00AM To 09:00AM | | | | Oculoplasty 3D Show | | | |
| 09:00 AM To 10:00 AM | IC 7 Tackling Challenging Situation during Phacoemulsification Surgery | MOS Awards | IC 35 Corneal rescue procedure | IC 23 Strabismus - An Easy Approach | IC 26 Challenges in posterior uveitis | LDP | Free paper finals |
| 10:15 AM To 11:15 AM | IC 17 What the hell is EDOF? | National and International Heroes of MOS | Lens Based refractive surgeries | Shark Tank | IC 2 Ocular Trauma 360 Degree - Expert Guided Complete Coverage | | Video finals |
| 11:30 AM To 12:30 PM | IC 20 Double Trouble: Managing the double challenge of Cataract with Co-morbidities | IC 37 Busting small pupil phobia.... | IC 24 Keratoconus Conundrums | LOC (SOS) Session | Student of the year | IC 19 Low vision aids - A RAY OF HOPE for visually impaired | |
| 12:30 PM To 02:00 PM | Eye Kabaddi | | | | | | |
| 02:00 PM To 03:00 PM | Lunch | | | | | | |
| 03:00 PM To 04:00 PM | Valedictory Function | | | | | | |

Headset Hall
09:00 AM To 10:00 AM
Hyde Park 9
Cornea + Ref + Surface



Dr. Suchi Smitha Behere



SCIENTIFIC PROGRAM

**ALL THE DETAILS,
ABOUT ALL THE SESSIONS YOU
DON'T WANT TO MISS !**



DAY
1

Oct

18TH

LIVE SURGERIES

**HALL
A**

**DAY
1**

**Oct
18TH**

08:00 AM TO 12:45 PM

08:00 AM To 10:30 AM

**Chairman : Dr. Virendra Atnoor, Dr. Santosh Kadam, Dr. Atul Kadhane,
Dr. Santosh Agrawal, Dr. Santosh Bhide**

10:30 AM To 12:45 PM

**Chairman : Dr. Manjunath Patil, Dr. Uma Pradhan, Dr. Shirish Thorat,
Dr. Viral Shah, Dr. Jeevan Ladi**

| No. | Name Of Surgery | Surgeon |
|-----|---|------------------------|
| 1 | Magical role of Phenocaine plus in Phaco Surgery (Entod) | Dr. Navneet Toshniwal |
| 2 | Zeiss Trifocal (Zeiss) | Dr. Viraj Pradhan |
| 3 | Vivinex Gemetric (Hoya) | Dr. Anagha Heroor |
| 4 | Vivinex Impress (Hoya) | Dr. Sourabh Patwardhan |
| 5 | EDOF - Vivity/vivity toric (Alcon) | Dr. T. P. Lahane |
| 6 | Clarion Autonome (Alcon) | Dr. Ragini Parekh |
| 7 | Trifocal Panoptic/Panoptic Toric (Alcon) | Dr. Anand Deshpande |
| 8 | Extended Edof Trifocal (Adtec) | Dr. Nikhil Gandhi |
| 9 | Naturo- Natural Panfocal Vision (Care Group) | Dr. Sourabh Patwardhan |
| 10 | Swissphob Toric - Advance monofocal with Toric (Appasamy) | Dr. Praful Choudhary |
| 11 | Regan T - Trifocal (Appasamy) | Dr. R. B. Odeyar |
| 12 | Eyecryl sert-a generation ahead in advanced monofocals / EDof (Biotech) | Dr. Gopal Arora |
| 13 | Autofocus pro IOL (Lifeline) | Dr. Milind Killedar |

**BACK TO
INDEX**

Tap on a button
to directly go to
Daywise Index



DAY - 1

DAY - 2

DAY - 3

LIVE SURGERIES

**HALL
B**

**DAY
1**

**Oct
18TH**

08:00 AM TO 12:45 PM

08:00 AM To 10:30 AM

**Chairman : Dr. Suhas Sarawade, Dr. Santosh Adake, Dr. Mandar Paranjpe
Dr. Manoj Sasawade**

10:30 AM To 12:45 PM

**Chairman : Dr. Mazhar Sayyed, Dr. Girish Ingale, Dr. Shon Chinchole
Dr. Mohammad Javed Ali, Dr. Aditi Watve, Dr. Nikhil Rishikeshi**

| No. | Name of Surgery | Surgeon |
|-----|---------------------------|------------------------|
| 1 | SFIOL | Dr. Dhanashree Ratra |
| 2 | Phaco Trab | Dr. Vineet Ratra |
| 3 | Iris Claw | Dr. Suhas Haldipurkar |
| 4 | ICL | Dr. Partha Biswas |
| 5 | Four throw pupiloplasty | Dr. Manoj Khatri |
| 6 | IPCL | Dr. Vardhman Kankariya |
| 7 | Squint | Dr. Jitendra Jethani |
| 8 | Intravitreal (Ozurdex) | Dr. Nitin Prabhudesai |
| 9 | Intravitreal (Accentrix) | Dr. Nitin Prabhudesai |
| 10 | Corneal Tatting | Dr. Nikhil Toshniwal |
| 11 | Evisceration with Implant | Dr Milind Naik |
| 12 | External DCR | Dr. Ravindra Vhankade |

**BACK TO
INDEX**

Tap on a button
to directly go to
Daywise Index



DAY - 1

DAY - 2

DAY - 3

HYDE PARK 1 (Cataract 1)

HALL
C

DAY
1

Oct
18TH

08:00 AM TO 09:00 AM

Chairman : Dr. Pratik Walunjkar
Dr. Santosh Adke

| No. | Topic | Speaker | Min |
|-------|---|------------------------------|-----|
| FP88 | Comparison Of Surgical Outcomes In Cases Of Posterior Polar Cataract After Sics & Phaco. | Dr. Darshan Jagannath Kukyan | 4+1 |
| FP115 | A Study Comparing Six Different Iol Calculation Formulae In Eyes With Previous Refractive Surgery. | Dr. Dipak Digambar Narwade | 4+1 |
| FP106 | To Assess The Effect Of Tear Substitutes On Keratometry In Cataract Patients With / Without Dry Eyes. | Dr. Amogha Mahale | 4+1 |
| FP157 | Efficacy Of Ropivacaine & Lidocaine In Patients Undergoing Peribulbar Anaesthesia For Sics. | Dr. Kasturi Dhawale | 4+1 |
| FP56 | Is Wound Hydration Really Necessary To Seal Incisions In Phacoemulsification Surgery | Dr. Sneha Gulabrao Kapgade | 4+1 |
| FP153 | Use Of Total Keratometry In Toric Iol Power Calculation – Is It A Value Addition? | Dr. Sangeeta Awanti | 4+1 |
| FP101 | A Study To Compare Axial Length Measurement Between Optical, Immersion & Applanation Biometry. | Dr. Rishabh Shah | 4+1 |
| FP150 | Evaluating Complications In Cataract Performed By Resident Trainees In A Tertiary Care Hospital. | Dr. Vinay Ravindra Agrawal | 4+1 |
| FP126 | Comparative Study-Effect Of Sics & Phaco Technique On Endothelial Cell In Higher Grade Cataract. | Dr. Riya Singhal | 4+1 |
| FP151 | Assessment Of Surgical Outcome In Patients With Non Dilating Pupil Undergoing Phacoemulsification | Dr. Donthula Gayathri | 4+1 |

BACK TO
INDEX

Tap on a button
to directly go to
Daywise Index



DAY - 1

DAY - 2

DAY - 3

HYDE PARK 2 (Cataract 2)

HALL
D

DAY
1

Oct

18TH

08:00 AM TO 09:00 AM

Chairman : Dr. Sachin Daigavane
Dr. Vijay Karambelkar

| No. | Topic | Speaker | Min |
|-------|--|-------------------------------------|-----|
| FP62 | To Evaluate Pattern Of Dry Eye Changes Following Manual Sics & Phacoemulsification. | Dr. Yash patil | 4+1 |
| FP146 | Study Of Clinical Profile In Patients Of Cataracts With Pseudoexfoliation In Central India | Dr. Yuga Pawar | 4+1 |
| FP77 | A Study On Safety Of Retropupillary Iris Claw Implantation In Patients With Surgical Aphakia | Dr. Shifa Shafi Waghu | 4+1 |
| FP131 | To Study Clinical Profile, Management & Complications Of Pseudexfoliation Synd. In Cataract Surgery. | Dr. Shaikh Zafar Iqbal Abdul Kaleem | 4+1 |
| FP76 | A Study Of Visual Outcome Of Retropupillary Iris Claw Lens Implantation To Correct Surgical Aphakia | Dr. Rhutuja Bramhankar | 4+1 |
| FP94 | Blind In The Day & Blind At Night Too! | Dr. Mohini Anil Kukade | 4+1 |
| FP206 | Management And Visual Outcome In Patients Of Lens-Induced Glaucomas At A Tertiary Eye Care Hospital | Dr. Kinjal Tribhuvan | 4+1 |
| FP179 | Study Of Accuracy Of Barrett'S Universal-Ii Formula & Srk-T Formula In Patients Undergoing Phaco | Dr. Ashima Dalal | 4+1 |
| FP158 | Topical Phacoemulsification Vs Small Incision Cataract Surgery. A Comparative Study. | Dr. Zoya Javed | 4+1 |
| FP160 | Clinical Profile & Visual Outcome In Patients of Lens Induced Glaucoma Undergoing Cataract Surgery | Dr. Raina Jain | 4+1 |

**BACK TO
INDEX**

Tap on a button
to directly go to
Daywise Index



DAY - 1

DAY - 2

DAY - 3

HYDE PARK 3 (Community Ophthal 1)

HALL
E

DAY
1

Oct

18TH

08:00 AM TO 09:00 AM

Chairman : Kaynat Patel
Dr. S. Jayram

| No. | Topic | Speaker | Min |
|-------|--|------------------------------|-----|
| FP188 | Effectiveness of Low Vision Aids in Visually Impaired patients. | Dr. Nehal Dattatray Sonawane | 4+1 |
| FP201 | Study Of Ocular Morbidity Prevalence In Government Tribal Ashram School Students Of Central India. | Dr. Priyanka Talreja | 4+1 |
| FP195 | Title : Ocular Manifestations In Patients With Severe Pregnancy Induced Hypertension | Dr. Sonali Gajanan Satpute | 4+1 |
| FP214 | Causes Of Visual Impairment In Patients Seeking Disability Certificate At A Tertiary Care Center. | Dr. Burkule Deepali Rajkumar | 4+1 |
| FP41 | Assessment Of Etiology, Stereopsis, And Quality Of Life In Visually Disabled Individuals. | Dr. Sanchita Padole | 4+1 |
| FP92 | To Study The Impact Of Cataract Surgery On Quality Of Life | Dr. Nikita Bhausahab Damale | 4+1 |
| FP97 | Exploring The Realm Of Visual Disability Certificates | Dr. Emad Khwaja | 4+1 |
| FP197 | Ocular Manifestations In Patients Of Sickle Cell Anaemia: An Observational Study In Tribal Area | Dr. Mangal Laxman Patil | 4+1 |
| FP172 | A Study Of Computer Vision Syndrome In Medical Students In A Teaching Hospital. | Dr. Asmita Vinayak More | 4+1 |
| FP36 | Analysis Of Visual Disability Certificates At A Tertiary Hospital In South Western Maharashtra | Dr. Samiksha Suresh Bhagat | 4+1 |

BACK TO
INDEX

Tap on a button
to directly go to
Daywise Index



DAY - 1

DAY - 2

DAY - 3

HYDE PARK 4 (Community Ophthal 2)

HALL
F

DAY
1

Oct

18TH

08:00 AM TO 09:00 AM

Chairman : Dr. Jigisha Sharma
Dr. Girish Ingale

| No. | Topic | Speaker | Min |
|-------|--|---------------------------------|-----|
| FP112 | To analyze awareness of eye donation among general population in western Maharashtra | Dr. Nilesh Balu Bagul | 4+1 |
| FP96 | Prevalence of Refractive Errors Among School - Going Children (5-15 yrs) : A Cross-Sectional Study | Dr. Samruddhi Sanjay Jain | 4+1 |
| FP110 | Beyond Glasses: A Comprehensive Study of Ocular Health in School Children | Dr. Vaishnavi Deshmukh | 4+1 |
| FP147 | Visual Impairment Patterns in Tertiary Health Center Patients, Western Vidharbha: A Study | Dr. Pranali Siddharth Ukey | 4+1 |
| FP105 | A cross sectional analytical study to assess the correlation of myopia with GCC & RNFL thickness. | Dr. Ishwari Suhas Karve | 4+1 |
| FP29 | Evaluation of risk factors Central retinal vein occlusion in young population | Dr. Smital Dipak Jaiswal | 4+1 |
| FP78 | A study of clinical profile and known risk factors of vernal keratoconjunctivitis | Dr. Satija Anuja Dinesh | 4+1 |
| FP32 | Prevalence of hypertensive retinopathy among hypertensive patients at tertiary care centre. | Dr. Snehal Ashok Kumar Sonewane | 4+1 |
| FP196 | To compare conjunctival microflora & antibiotic sensitivity patterns in diabetic and non-diabetics | Dr. Shweta | 4+1 |
| FP111 | Harmony Unveiled : Navigating the Intricacies of Vogt-Koyanagi-Harada Syndrome | Dr. Shikha Kumari | 4+1 |

BACK TO
INDEX

Tap on a button
to directly go to
Daywise Index



DAY - 1

DAY - 2

DAY - 3

HYDE PARK 5 (Glaucoma + Trauma)

**HALL
G**

**DAY
1**

Oct

18TH

08:00 AM TO 09:00 AM

**Chairman : Dr. Mazhar Sayyad
Dr. Virendra Atnoor**

| No. | Topic | Speaker | Min |
|-------|--|-----------------------------|-----|
| FP164 | Effect of SLT therapy in primary open-angle glaucoma and ocular hypertension patients. | Dr. Sampada Chitale | 4+1 |
| FP107 | After effect of cataract surgery in patients of lens induced glaucoma | Dr. Pratik Dasu Waghmare | 4+1 |
| FP25 | The Safety & Efficacy of iStent Inject | Dr. Rhishikesh Deshpande | 4+1 |
| FP208 | Critical analysis of SALOPEN(SP) shunt- in MIGS in primary open angle glaucoma. | Dr. Sahil Singh Batra | 4+1 |
| FP47 | Combined phacotrabeculectomy, a boon or doom. The quality of life of patients of glaucoma. | Dr. Pooja Singh | 4+1 |
| FP199 | A Study Of The Visual Field Defects In Primary Open Angle Glaucoma | Dr.Toshniwal Sumit Navneet | 4+1 |
| FP121 | To study prevalence and treatment outcome of PACG & associated risk factors | Dr. Diksha Devidas Padol | 4+1 |
| FP187 | An analysis of ocular injuries due to fireworks from a tertiary care hospital in Western India | Dr. Akanksha Uge | 4+1 |
| FP21 | Study of Ocular Morbidity In Road Traffic Accidents in a Tertiary Healthcare Centre | Dr. Sarosh Syed | 4+1 |
| FP45 | The darkness beneath the light of fireworks | Dr. Darshana Jagdish Mantri | 4+1 |

**BACK TO
INDEX**

Tap on a button
to directly go to
Daywise Index



DAY - 1

DAY - 2

DAY - 3

VIDEO FILMS 1 (Anterior Segment 1)

**HALL
C**

**DAY
1**

Oct

18TH

09:15 AM TO 10:15 AM

Judges : Dr. Jignesh Taswala
Dr. Anil Singh
Dr. Santosh Kadam

| No. | Topic | Speaker | Min |
|------|--|-------------------------------|-----|
| VP26 | The rule of center of triangle: Simple thought process to get reproducible CCC everytime | Dr. Sourabh Patwardhan | 6 |
| VP32 | PRECISE: Procedural Recording for Enhancing Competence in Surgical Education | Dr. Sagar Neha Sachin | 6 |
| VP19 | Incremental Innovations in Operation Theatres | Dr. Shivraj Tagare | 6 |
| VP31 | A to Z about Iris Retractors | Dr. Komal Malgatte | 6 |
| VP9 | The Success Story of a Novel Prechopper - A Cakewalk for All Cataract | Dr. Khan Sohail Irfan Mohd | 6 |
| VP41 | Navigating Challenges in Cataract Surgery: Understanding & Addressing Intraocular Lens Complications | Dr. Priyanka Tejas Ganage | 6 |
| VP30 | A case of traumatic cataract surgery- my thinking process | Dr. Umesh Bapusaheb Amrale | 6 |
| VP34 | IOL implantation Blues. | Dr. Tejas Veerendra Atnoor | 6 |

**BACK TO
INDEX**

Tap on a button
to directly go to
Daywise Index



DAY - 1

DAY - 2

DAY - 3

**VIDEO FILMS 2
(Oculoplasty +
Ped.Ophthal + Squint)**

**HALL
D**

**DAY
1**

Oct

18TH

09:15 AM TO 10:15 AM

Judges : Dr. Sunaina Malik
Dr. Charuta Bapaye
Dr. Manjunath Patil

| No. | Topic | Speaker | Min |
|------|---|----------------------------|-----|
| VP45 | Capsular management in Paediatric Cataracts - Tips & Tricks | Dr. Shwetha Venkateswaran | 6 |
| VP55 | Surgical management of paediatric glaucoma | Dr. Agashe Prachi | 6 |
| VP5 | Trabeculotomy with Trabeculectomy surgery in Primary Infantile Glaucoma. | Dr. Prasad Walimbe | 6 |
| VP43 | Pearls in managing Traumatic Paediatric cataracts. | Dr. Shilpa Sonarkhan | 6 |
| VP53 | Muscle recession techniques - Simplified | Dr. Shwetha Venkateswaran | 6 |
| VP54 | Surgical options in Exotropic Duane's Retraction Syndrome | Dr. Agashe Prachi | 6 |
| VP67 | Role of external manual carotid compression in indirect carotid cavernous fistula | Dr. Nikhil Mohanrao Thakre | 6 |

**BACK TO
INDEX**

Tap on a button
to directly go to
Daywise Index



DAY - 1

DAY - 2

DAY - 3

VIDEO FILMS 3 (Posterior Segment)

HALL
E

DAY
1

Oct

18TH

09:15 AM TO 10:15 AM

Judges : Dr. Girish Gadre
Dr. Sharad Bhomaj
Dr. Siddharth Pawar

| No. | Topic | Speaker | Min |
|------|---|------------------------------|-----|
| VP42 | Pierced-lens-SFIOL's: Technique of refixing foldable IOLs without eyelets | Dr. Tendulkar Karishma Nitin | 6 |
| VP27 | Addressing optic disc pit maculopathy With scleral graft plug | Dr. Amit Shriram Nene | 6 |
| VP29 | Eyeing the Needle. | Dr. Purva Valvekar Date | 6 |
| VP60 | "UNTANGLING THE TANGLED DETACHMENT " | Dr. Gandhi Rajiv Mahavir | 6 |
| VP57 | Innovative technique of management of subluxated cataract with modified yamane SFIOL | Dr. Amit Pundlik Gadkar | 6 |
| VP3 | "Post-Vitrectomy Re-bleed / Loose Blood? The Bedside Solution to Get Maximum from Minimum." | Dr. Abhishek Desai | 6 |
| VP22 | OPD FLUID AIR/GAS EXCHANGE – an effective yet rarely used technique | Dr. Guruprasad Ayachit | 6 |
| VP1 | The Rescue Needle ! | Dr. Harshal Sahare | 6 |

**BACK TO
INDEX**

Tap on a button
to directly go to
Daywise Index



DAY - 1

DAY - 2

DAY - 3

VIDEO FILMS 4 (Anterior Segment 2)

HALL
F

DAY
1

Oct

18TH

09:15 AM TO 10:15 AM

Judges : Dr. Jigisha Sharma
Dr. Amit Mahajan
Dr. Chaya Raghoji

| No. | Topic | Speaker | Min |
|------|--|---------------------------------|-----|
| VP68 | Assistant Tools in Phacoemulsification Surgery | Dr. Ayushi Toshniwal | 6 |
| VP46 | POLAR SURPRISE !! | Dr. Sonawane Suhas | 6 |
| VP50 | Post-RK phaco? Challenge Accepted! | Dr. Shethia Riddhi Rajesh | 6 |
| VP15 | DEXAMETHASONE IMPLANT : NOT SO FOREIGN BODY- ANTERIOR CHAMBER INTRUSION | Dr. Shalu Parmeshwar Chavan | 6 |
| VP17 | You need a GATT to do it! | Dr. Salunkhe Rameshwari Jagdish | 6 |
| VP21 | Wooden Wanderer : Inside the Lens's Realm | Dr. Poorva Kher | 6 |
| VP2 | "Innovation: The Ladi Air Bubble Signs in Small Incision Lenticule Extraction (SMILE)" | Dr. Ladi Jeevan S. | 6 |
| VP13 | Iris Reimagined : Tackling Complex Scenarios in Surgical Reconstruction of the Iris | Dr. Vaidya Tanmoy Narendra | 6 |

**BACK TO
INDEX**

Tap on a button
to directly go to
Daywise Index



DAY - 1

DAY - 2

DAY - 3

HYDE PARK 6 (Oculoplasty+Oncology)

HALL
G

DAY
1

Oct

18TH

09:15 AM TO 10:15 AM

Chairman : Dr. Soham Pal
Dr. Abhijeet Dhavale

| No. | Topic | Speaker | Min |
|-------|--|----------------------------|-----|
| FP137 | Scorbutic proptosis : A forgotten diagnosis | Dr. Satija Anuja Dinesh | 4+1 |
| FP108 | Post traumatic bilateral periorbital necrotizing fasciitis. | Dr. Shweta Sanjiv Chopade | 4+1 |
| FP70 | Outcome of External Dacrocystorhinostomy with adjunctive Mitomycin C at tertiary care centre | Dr. Shruti Surendra Jadhav | 4+1 |
| FP83 | Outcomes of Transcutaneous Retrobulbar Amphotericin B (TRAMB) in Rhino orbital Cerebral Mucormycosis | Dr. Vishakha Kashid | 4+1 |
| FP44 | It rings but he cannot hear the bell | Dr. Ishan Pasricha | 4+1 |
| FP128 | LESIONS OF EYELID | Dr. Pooja Dipak Jathar | 4+1 |
| FP58 | Management outcomes of sebaceous gland carcinoma (SGC) at tertiary care centre in central India. | Dr. Aayushi Ramesh Daga | 4+1 |
| FP163 | Case study to describe various ocular masses. | Dr. Manisha Kisan Pawar | 4+1 |

BACK TO
INDEX

Tap on a button
to directly go to
Daywise Index



DAY - 1

DAY - 2

DAY - 3

**[IC38] -
CORNEA CHRONICLES:
NAVIGATING DAY TO
DAY PRACTICE**

**HALL
C**

**DAY
1**

**Oct
18TH**

10:30 AM TO 11:30 AM

This instructional course is designed to provide a comprehensive understanding of key ocular emergencies encountered in clinical practice. Participants will gain insights into the diagnosis and management of microbial keratitis, vernal conjunctivitis, adenoviral keratoconjunctivitis, chemical injury, and open globe injury. Participants will delve into the pathophysiology, clinical features, diagnostic techniques, and management strategies for each condition. Emphasis is placed on early recognition, accurate diagnosis, and prompt intervention to optimize patient outcomes and prevent vision-threatening complications. Attendees will leave equipped with practical knowledge and strategies to confidently manage above mentioned ocular emergencies in their daily practice.

Chief Instructor : Dr. Yogesh D. Chougule

| No. | Topic | Speaker | Min |
|-----|---|---------------------------|-----|
| 1 | Mastering VKC: unlocking the management algorithm | Dr. Nikhil Kandurwar | 8 |
| 2 | Adenoviral agony: unmasking the eye epidemic | Dr. Yogesh D. Chougule | 8 |
| 3 | Microbial keratitis mysteries: the riddle to solve | Dr. Ritesh Kumar Kakrania | 8 |
| 4 | Chemical chaos: safeguarding the destiny of ocular surface. | Dr. Wagh Sangeeta | 8 |
| 5 | Recovery roadmap: guiding through the open globe challenge | Dr. Datar Sameer G. | 8 |

Panel Discussion (10 - Mins)

**BACK TO
INDEX**

Tap on a button
to directly go to
Daywise Index



DAY - 1

DAY - 2

DAY - 3

**[IC27]-
PAEDIATRIC CATARACT :
ALL THAT YOU SHOULD KNOW**

**HALL
D**

**DAY
1**

**Oct
18TH**

10:30 AM TO 11:30 AM

THIS IC IS PRIMARILY AIMED AT GIVING OVERVIEW ABOUT PRESENTATION AND EVALUATION OF PAEDIATRIC CATARACT, TESTS ONE MUST ORDER. IT WILL ALSO FOCUS ON IOL POWER CALCULATIONS AND CHOOSING RIGHT IOL IN THESE CASES. IT WILL HAVE VIDEO BASED DISCUSSION ON CRUCIAL STEPS WHILE PERFORMING PAEDIATRIC CATARACT SURGERY. IT WILL ALSO FOCUS ON SOME COMPLEX PAEDIATRIC CATARACT CASES AND THEIR SURGICAL MANAGEMENT AND VISION REHABILITATION THEREAFTER OCULAR GENETICS AND TESTS TO BE ORDERED, GENETIC COUNSELLING TO BE DONE WILL ALSO BE DISCUSSED UPON.

Chief Instructor : Dr. Nishita Beke

| No. | Topic | Speaker | Min |
|-----|--|-----------------------|-----|
| 1 | PRESENTATION AND EXAMINATION OF PAEDIATRIC CATARACT | DR. NISHITA BEKE | 10 |
| 2 | WHICH IOL SHOULD I CHOOSE AND HOW TO CALCULATE IOL POWER IN PAEDIATRIC CATARACT? | DR. ABHILASHA PARKHE | 10 |
| 3 | CRUCIAL STEPS IN MANAGEMENT OF PAEDIATRIC CATARACT | DR. PRASAD WALIMBE | 10 |
| 4 | VISION REHABILITATION AFTER PAEDIATRIC CATARACT SURGERY | DR. NISHITA BEKE | 10 |
| 5 | APPLIED OCULAR GENETICS AND ROLE OF GENETIC COUNSELLING IN PAEDIATRIC CATARACT | DR. TANMAYI DHAMANKAR | 10 |

Panel Discussion (10-Mins)

**BACK TO
INDEX**

Tap on a button
to directly go to
Daywise Index



DAY - 1

DAY - 2

DAY - 3

**[IC28] -
Mastering The
Macular Master Tool :
Oct Made Easy-Peasy !**

**HALL
E**

**DAY
1**

Oct

18TH

10:30 AM TO 11:30 AM

Optical coherence tomography (OCT) has led to paradigm changes in the way we diagnose, treat and prognose most common vitreo-retinal diseases. A basic working knowledge of OCT is essential for all ophthalmologists. This instruction course aims to take the audience on a journey through the basic concepts of macular OCT, OCT in the commonest retinal pathologies seen in retinal clinics as well as general ophthalmology practice, OCT biomarkers of prognostication. The principal objective of this course is to present current information on OCT imaging of the macula and its interpretation in a simple and crisp way from experts in the field. We hope that this transfer of knowledge will assist postgraduate students, fellows in training and ophthalmologists approach a level of knowledge about OCT to benefit the patients in their clinical practice.

Chief Instructor : Dr. Vrushali Athavale

| No. | Topic | Speaker | Min |
|-----|---|-----------------------------|-----|
| 1 | First things first - know the fundamentals | Dr. Vrushali Athavale | 8 |
| 2 | OCT in retinal vascular diseases - diabetic retinopathy and retinal vascular occlusions | Dr. Shreyas Ranjit Shah | 8 |
| 3 | OCT in macular pathologies - AMD and Pachychoroid spectrum | Dr. Purnima Ulhas Bodhankar | 8 |
| 4 | OCT in vitreomacular interface disorders and macular hole | Dr. Nikita Sonawane | 8 |
| 5 | OCT in myopia, uveitis, posterior segment trauma and some more ! | Dr. Yogendra Mukund Oke | 8 |

Panel Discussion (10-Mins)

**BACK TO
INDEX**

Tap on a button
to directly go to
Daywise Index



DAY - 1

DAY - 2

DAY - 3

**[IC4] -
Sub-Specialty 101 - Navigating
The Post Residency World**

**HALL
F**

**DAY
1**

**Oct
18TH**

10:30 AM TO 11:30 AM

In an era where sub-specialization within Ophthalmology is considered mandatory, Ophthalmology residents face myriad choices at the end of their residency; from which sub-specialties to enroll in, to which institutes to choose, to what kind of future prospects the chosen specialty holds. It is an anxious time to be in, and residents often make choices based on hearsay, popular opinion or the good old 'gut feeling'. While there is no single way to tackle this question of 'What to do regarding Sub-specialization?', the team of Ophthalmologists presenting this topic, all sub-specialists in different streams themselves, shall try to decipher this anxiety-inducing subject. Personal experiences, practical tips & an overall approach to the world of sub-specialty will be discussed, with the goal of providing clarity to the resident in dilemma.

Chief Instructor : Dr. Pinank Chetan Kharkande

| No. | Topic | Speaker | Min |
|-----|--------------------------------------|-------------------------------|-----|
| 1 | The One Aiming At 6/5 | Dr. Pinank Chetan Kharkande | 8 |
| 2 | The One Dealing With All The Tension | Dr. Rhishikesh Deshpande | 8 |
| 3 | The One With All The Blood | Dr. Padmapriya Venkataramanan | 8 |
| 4 | The One Within The Darkness | Dr. Hrishikesh Dilip Naik | 8 |
| 5 | The One That Peeks Into The Future | Dr. Prithvi Chandrakanth | 8 |

Panel Discussion (10-Mins)

**BACK TO
INDEX**

Tap on a button
to directly go to
Daywise Index



DAY - 1

DAY - 2

DAY - 3

FREE PAPER 1 (Cataract 1)

HALL
G

DAY
1

Oct
18TH

10:30 AM TO 11:30 AM

Judges : Dr. Milind Sabnis
Dr. Umesh Rewanwar
Dr. Suhas Sarawade

| No. | Topic | Speaker | Min |
|-------|---|------------------------------|-----|
| FP65 | Rotation Versus Non - Rotation Of Intraocular Lens For Prevention Of Posterior Capsular Opacification | Dr. Joshi Rajesh S. | 6+2 |
| FP39 | Study Of Macular Edema Following Phacoemulsification Surgery In Diabetic And Non-Diabetic Patients. | Dr. Renge Nitin Jagannathrao | 6+2 |
| FP75 | Impact Of Simulation Based Surgical Training On The Learning Curve Of Novice Surgeons. | Dr. Jigisha M. Sharma | 6+2 |
| FP114 | Evaluating Contact Of IOL With Pc With Respect To Haptic Orientation And Ctr Implantation Using Ioct | Dr. Vaidya Tanmoy Narendra | 6+2 |
| FP87 | Cm T Flex Scleral Fixated IOL Short Term Outcomes In Different Clinical Scenarios | Dr. Amit Shriram Nene | 6+2 |
| FP40 | Dislocated IOLS After Cataract Surgery: Etiology, Risk Factors, Management And Visual Outcomes. | Dr. Anuksha Sanjay Shinde | 6+2 |
| FP59 | Assessment of rate of capsular phimosis in Retinitis pigmentosa patients operated for cataract . | Dr. Shalu Parmeshwar Chavan | 6+2 |

**BACK TO
INDEX**

Tap on a button
to directly go to
Daywise Index



DAY - 1

DAY - 2

DAY - 3

**[IC51]
CORNEAL TOPOGRAPHY
SIMPLIFIED**

**HALL
C**

**DAY
1**

**Oct
18TH**

11:45 AM TO 12:45 PM

This course will help the participant understand the basics of topography and its application in diagnosing various conditions. We simplify this colourful enigma of different maps which look complex but are simple to understand when we get our basics right. First we focus on the principles of keratometry and go on to understand the genesis of topography. The course ensures understanding about important principles which form the basis of topography machines. The curriculum will then focus on how to read various maps which will be followed by classical case scenarios. Brief focus on common condition like Keratoconus, its topographic nuances, progression analysis and decision making. Further we will be learn about suitability of a patient for refractive surgery and its planning Our aim is to assure that every student is capable of understanding topography and is able to steer through these confusing maps.

Chief Instructor : Dr. Pahuja Natashakishore

| No. | Topic | Speaker | Min |
|-----|--|----------------------------|-----|
| 1 | What is Corneal topography? Principles of various imaging techniques | Dr. Nagpal Vaibhav Amar | 8 |
| 2 | How to read a tomographic scan? Case based learning | Dr. Datar Sameer G | 8 |
| 3 | Keratoconus Did it progress? | Dr. Pahuja Natasha Kishore | 8 |
| 4 | Planning a Refractive surgery LASIK : When not plan | Dr. Vardhaman Kankariya | 8 |
| 5 | Pitfalls of Corneal topography! | Dr. Prajakta Dandekar | 8 |

Panel Discussion (10 - Mins)

**BACK TO
INDEX**

Tap on a button
to directly go to
Daywise Index



DAY - 1

DAY - 2

DAY - 3

**[IC1] -
WHAT I LEARNT FROM
THIS STRABISMUS CASE??**

**HALL
D**

**DAY
1**

**Oct
18TH**

11:45 AM TO 12:45 PM

IN SPITE OF ESTABLISHED TREATMENT MODALITIES AND SURGICAL NOMOGRAMS, CERTAIN STRABISMUS CASES HAVE UNIQUE PRESENTATION AND POSE CHALLENGE FOR EVEN THE BEST OF HANDS. PRESENT IC SHALL SHARE SUCH INTERESTING CASES WHEREIN THE EXPERT FACULTY SHALL SHOWCASE THEIR EXPERIENCE WITH CHALLENGING CASES. THROUGH PHOTOS AND VIDEOS, THEY WILL PRESENT UNIQUE CASES AND DISCUSS TREATMENT MODALITIES. THEY SHALL HIGHLIGHT IMPORTANT PEARLS THEY LEARNT OUT OF THESE CASES. THESE PEARLS SHALL HELP AUDIENCE TO IMPROVE TREATMENT OUTCOMES WHEN MANAGING SUCH CHALLENGING CASES.

Chief Instructor : Dr. Rishikesh Mayee

| No. | Topic | Speaker | Min |
|-----|--|---------------------|-----|
| 1 | IN TROUBLE THEN - LEND A HAND.. SATHI HATH BADHANA | DR. UDAY NAIK | 8 |
| 2 | SHOW OF MASTER MIMICKER. SOME DIPLOPIAS CAN BE MANAGED MEDICALLY | DR. CHARUTA BAPAYE | 8 |
| 3 | VI NERVE PALSY... DOES INJECTION BOTULINUM WORK?? | DR. RISHIKESH MAYEE | 8 |
| 4 | NOW YOU SEE IT, NOW YOU DON'T... CYCLIC ESOTROPIA | DR. PRASAD WALIMBE | 8 |
| 5 | DUANE'S SYNDROME - SIMPLIFYING A COMPLEX STRABISMUS | DR. SHUBHANGI BHAVE | 8 |

Panel Discussion (10-Mins)

**BACK TO
INDEX**

Tap on a button
to directly go to
Daywise Index



DAY - 1

DAY - 2

DAY - 3

[IC16]
**DAY TO DAY TO RETINA
CONDITION IN OPD AND OT FOR
GENERAL OPHTHALMOLOGIST**

**HALL
E**

**DAY
1**

**Oct
18TH**

11:45 AM TO 12:45 AM

This instruction course focuses on day to day retinal condition in OPD and OT for general ophthalmologist, starting from vein occlusion, diabetic retinopathy, peripheral retinal condition to retinal degeneration to retinal complication from cataract and anterior segment surgeries. Special emphasis is placed on making general ophthalmologist capable of handling such condition with practical knowledge and skills necessary to effectively identify, diagnose and manage retinal condition.

Chief Instructor : Dr. Rakesh Shah D.

| No. | Topic | Speaker | Min |
|-----|---|----------------------|-----|
| 1 | Overview of course and basic day to day retinal condition | Dr. Rakesh Shah D | 6 |
| 2 | FFA and OCT for general ophthalmologist | Dr. Sharang Wartikar | 8 |
| 3 | Peripheral retinal degeneration and basic retinal degeneration / dystrophy in day to day practise | Dr. Parikh Vatsal | 8 |
| 4 | Diabetic retinopathy - from diagnoses, laser, injection to surgery | Dr. Suhas Sonwane | 8 |
| 5 | From TASS to endoophthalmitis | Dr. Saswade Manoj R | 8 |
| 6 | Everything for complication of cataract surgery related to retina | Dr. Rakesh Shah D | 8 |

Panel Discussion 4 Mins

**BACK TO
INDEX**

Tap on a button
to directly go to
Daywise Index



DAY - 1

DAY - 2

DAY - 3

**[IC39] -
Practice Management
A To Z**

**HALL
F**

**DAY
1**

**Oct
18TH**

11:45 AM TO 12:45 PM

Effective practice management in ophthalmology requires a multifaceted approach. It encompasses various aspects essential for the smooth operation of the hospital, ensuring quality patient care, financial sustainability, and compliance with regulations. Key components of practice management in ophthalmology will be discussed in this course

Chief Instructor : Dr. Aarti Heda

| No. | Topic | Speaker | Min |
|-----|---|------------------------|-----|
| 1 | Setting up a new practice as an ophthalmologist | Dr. Aarti Heda | 7 |
| 2 | Merits of internal Marketing | Dr. Sourabh Patwardhan | 7 |
| 3 | Incorporating insurances and empanelment in your practice | Dr. Killedar Milind A. | 7 |
| 4 | Do's and don'ts for a successful practice | Dr. Thorat Shirish | 7 |
| 5 | Is ethical practice really worth in today's competitive world ? | Dr. Bhide Santosh S. | 7 |

Panel Discussion (10 - Mins)

**BACK TO
INDEX**

Tap on a button
to directly go to
Daywise Index



DAY - 1

DAY - 2

DAY - 3

FREE PAPER 2 (Cataract 2)

HALL
G

DAY
1

Oct

18TH

11:45 AM TO 12:45 PM

Judges : Dr. Sagar Joglekar
Dr. Manojkumar Agarwal
Dr. S. Jayaram

| No. | Topic | Speaker | Min |
|-------|---|------------------------------|-----|
| FP17 | Assessment Of Uncorrected & Intermediate Vision Post Edof IOL Implantation. | Dr. Damgude Vinayak Ankush | 6+2 |
| FP155 | Evaluation Of Antioxidant Status Of Lens Epithelial Cells In Cataract Patients. | Dr. Harshal Sahare | 6+2 |
| FP5 | Hooks And Rings? Are They Always Necessary? | Dr. Shounak Bhupendra Parekh | 6+2 |
| FP100 | Outcome Of Phacoemulsification Cataract Surgery With LRI In Patients With Pre-Existing Astigmatism. | Dr. Dhavale Kirti A. | 6+2 |
| FP13 | Evaluation Of Systemic And Ocular Comorbidities In Patients Posted For Cataract Surgery- Must Have! | Dr. Rajeshree Patil | 6+2 |
| FP79 | Comparing Clinical Outcomes Of Different Extended Depth Of Focus (Edof) IOLS | Dr. Mayuri Raghunath Phatak | 6+2 |

**BACK TO
INDEX**

Tap on a button
to directly go to
Daywise Index



DAY - 1

DAY - 2

DAY - 3

BIOMETRY

HALL
A

DAY
1

Oct
18TH

01:00 PM TO 02:00 PM

Chairman : Dr. Chitra Ramamurthy
Co Chair : Dr. Jeevan Ladi
Convenor : Dr. Ravi Agrawal
Moderator : Dr. Vishwas Birajdar
Co moderator : Dr. Dilip Phalke

| No. | Topic | Speaker | Min |
|------------------------|---|------------------------|-----|
| 1 | Premium Cataract practice with Ultrasound Biometry | Dr. Jeevan Ladi | 8 |
| 2 | An overview of different Optical Biometers | Dr. Vishwas Birajdar | 8 |
| 3 | Recent updates on IOL power calculation formulae | Dr. Harshul Tak | 8 |
| 4 | Post refractive surgery IOL power calculation: recent advances | Dr. Chitra Ramamurthy | 8 |
| 5 | Biometry : interesting and complex cases | Dr. Saumil Kothari | 8 |
| Sponsored Talks | | | |
| 6 | Extending Range beyond Monofocal without Compromise with Rayner EMV | Dr. Sourabh Patwardhan | 6 |
| 7 | New Design, New Standard, New Hydrophobic IOL | Dr. Sachin Kale | 6 |

BACK TO INDEX Tap on a button to directly go to Daywise Index



DAY - 1

DAY - 2

DAY - 3

DIAGNOSTIC DILEMMA IN GLAUCOMA

HALL
B

DAY
1

Oct
18TH

01:00 PM TO 02:00 PM

Chairman : Dr. Vineet Ratra
Co Chair : Dr. Archana Vare
Convenor : Dr. Abhijeet Tagare
Moderator : Dr. Mandar Paranjpe

Glaucoma diagnosis is a challenge. While making a correct diagnosis a clinician has to take into account multiple clinical & investigation based data points. Yet the diagnosis maybe missed, leading to erroneous treatment. This 60 min IC will showcase clinical examples to highlight challenges faced by us clinicians in making the appropriate diagnosis of presence or absence of Glaucoma

Panel Discussion : 60 Minutes

Panelists : Dr. Vineet Ratra
Dr. Pooja Bhomaj
Dr. Anupam Deshpande
Dr. Radhika Sangitrao
Dr. Archana Vare
Dr. Rucha Kothadia
Dr. Abhijeet Tagare

BACK TO
INDEX

Tap on a button
to directly go to
Daywise Index



DAY - 1

DAY - 2

DAY - 3

REFRACTIVE SURGERY BACK TO BASICS

HALL
C

DAY
1

Oct
18TH

01:00 PM TO 02:00 PM

Chairman : Dr. Prakash Kankariya
Co Chair : Dr. Chitra Ramamurthy
Convenor : Dr. Ajay Lohiya
Co Convenor : Mr. Chandrashekhar Chavan
Moderator : Dr. Namrata Kabra

| No. | Topic | Speaker | Min |
|-----|---|-----------------------|-----|
| 1 | Myopia Prevalence and control | Dr. Quresh Maskati | 8 |
| 2 | Overview of Refractive Surgery | Dr. Shruti Warke | 8 |
| 3 | Corneal Topography and Tomography Pearls | Dr. Namrata Kabra | 8 |
| 4 | Corneal biomechanics - What is the status today | Dr. Chitra Ramamurthy | 8 |
| 5 | My 39 Years Journey of Refractive Surgery | Dr. Prakash Kankariya | 8 |
| 6 | Contraindications of Refractive Surgery | Dr. Nikit Sarwate | 8 |

BACK TO
INDEX

Tap on a button
to directly go to
Daywise Index



DAY - 1

DAY - 2

DAY - 3

SPOSI SESSION - BASKET OF STRABISMUS CASES



**HALL
D**

**DAY
1**

**Oct
18TH**

01:00 PM TO 02:00 PM

Chairman : DR. SHUHANGI BHAVE
Co Chair : DR. JITENDRA JETHANI
Convenor : DR. VAISHALI UNE
Moderator : DR. PRACHI AGASHE

| No. | Topic | Speaker | Min |
|-----|--|----------------------|-----|
| 1 | AN INTERESTING CASE OF RESURGERY | DR. SHUBHANGI BHAVE | 8 |
| 2 | DOWN THE SLIPPERY SLOPE | DR. JITENDRA JETHANI | 8 |
| 3 | KILLING ONE BIRD WITH TWO STONES | DR. RISHIKESH MAYEE | 8 |
| 4 | CEASING THE WANDERING EYE | DR. PRACHI AGASHE | 8 |
| 5 | ACQUIRED SUPERIOR OBLIQUE PALSY | DR. SWATI PHULJHELE | 8 |
| 6 | PREDICTING RESULTS IN NISHIDA'S SURGERY FOR LATERAL RECTUS PALSY | DR. MILIND KILLEDAR | 8 |
| 7 | MONOCULAR ELEVATION DEFICIENCY (MED) - MY JOURNEY | DR. VAISHALI UNE | 8 |

**BACK TO
INDEX**

Tap on a button
to directly go to
Daywise Index



DAY - 1

DAY - 2

DAY - 3

MEDICAL RETINA : EVIDENCE BASED PRACTICE

HALL
E

DAY
1

Oct

18TH

01:00 PM TO 02:00 PM

Chairman : DR. MANISH BAPAYE
Co Chair : DR. SACHIN KABRA
Convenor : DR. KAUSTUBH KANDALE
Moderator : DR. SHRUTIKA KANKARIA

| No. | Topic | Speaker | Min |
|--------------------------|---|-------------------------|-----|
| | KEY NOTE | | |
| 1 | EVIDENCE BASED PRACTICE IN CRVO AND BRVO | DR. ASHISH VAIDYA | 12 |
| - INVITED GUEST - | | | |
| 2 | EVIDENCE BASED PRACTICE IN DIABETIC MACULAR OEDEMA | DR. SABYASACHI SENGUPTA | 8 |
| 3 | EVIDENCE BASED PRACTICE IN TREATMENT OF PDR | DR. SHRUTIKA KANKARIA | 8 |
| 4 | CURRENT UPDATES IN PCV MANAGEMENT | DR. SACHIN KABRA | 8 |
| 5 | CLINICAL UTILITY & LIMITATIONS OF OCT-A IN RETINAL & CHOROIDAL PATHOLOGIES (SPONSORED TALK) | DR. MANISH BAPAYE | 7 |
| 6 | CLINICAL RELEVANCE OF IMAGING PERIPHERAL RETINA (SPONSORED TALK) | DR. KAUSTUBH KANDALE | 7 |
| 7 | EVIDENCE BASED PRACTICE IN WET AMD | DR. SHARAD BHOMAJ | 8 |

**BACK TO
INDEX**

Tap on a button
to directly go to
Daywise Index



DAY - 1

DAY - 2

DAY - 3

MOS YOSI SESSION TIPS OF THE YEAR



**HALL
F**

**DAY
1**

**Oct
18TH**

01:00 PM TO 02:00 PM

Chairman : Dr. Santosh Bhide
: Dr. Vardhaman Kankariya
: Dr. Santosh Agarwal
Moderator : Dr. Anant Bhosle & Dr. Aarti Heda

| No. | Topic | Speaker | Min |
|-----|--|----------------------|-----|
| 1 | Phacoemulsification in lens induced glaucoma | Dr. Manish Wankhede | 4 |
| 2 | Drug Toxicity in Corneal Ulcer | Dr. Nidhi Bhosale | 4 |
| 3 | How to approach a case of disc oedema ? | Dr. Abhilasha Parkhe | 4 |
| 4 | From Cane to clarity: salvaging vision in penetrating sugarcane injury | Dr. Pooja Kulkarni | 4 |
| 5 | Management of neovascular glaucoma | Dr. Sanket Deshmukh | 4 |
| 6 | Diabetic Macular edema | Dr. Sudeep Pujari | 4 |

Pannel Discussion (5 Mins)

**BACK TO
INDEX**

Tap on a button
to directly go to
Daywise Index



DAY - 1

DAY - 2

DAY - 3

FREE PAPER 3 (Cornea)

HALL
G

DAY
1

Oct
18TH

01:00 PM TO 02:00 PM

Judges : Dr. Omkar Telang
Dr. Kalyani VK Sodimalla
Dr. Yashashree Joag

| No. | Topic | Speaker | Min |
|-------|--|-----------------------------|-----|
| FP73 | Bowman's Layer Transplantation: Chasing New Horizons In Advanced Keratoconus | Dr. Poorva Kher | 6+2 |
| FP159 | Clinical Results Of Repeated Corneal Collagen Cross - Linking In Progressive Keratoconus | Dr. Bang Rohit | 6+2 |
| FP61 | Visual Rehabilitation In Post-TPK Patients: Phacoemulsification With Customised Toric IOL | Dr. Prateek Ashok Thanvi | 6+2 |
| FP54 | Drop Count And Volume Of Commercial Moxifloxacin Drops & Its Implications In Keratitis Treatment | Dr. Sapar Neha Sachin | 6+2 |
| FP209 | Evaluation Of Corneal Epithelial Thickness Mapping Using As Oct Based Topography Inchildren With Vkc | Dr. Bhushan Kailash Bhutada | 6+2 |
| FP64 | Complications Of Dsek-Retrospective Interventional Study At A Tertiary Eye Center In Southern India | Dr. Komal Bhimrao Patekar | 6+2 |
| FP125 | Exploring Infective Keratitis: Risk, Causes, Drugs And Outcome. | Dr. Ganvir Shirin Mahendra | 6+2 |

**BACK TO
INDEX**

Tap on a button
to directly go to
Daywise Index



DAY - 1

DAY - 2

DAY - 3

SICS :
**What You Always
Wanted To Know -
But Never Asked ...**

**HALL
A**

**DAY
1**

Oct

18TH

02:15 PM TO 03:15 PM

Chairman : Dr. T. P. Lahane
Co Chair : Dr. Santosh Bhide
Convenor : Dr. Ragini Parekh
Moderator : Dr. Siddharth Kamble
Co Moderator : Dr. Smita Patare

| No. | Topic | Speaker | Min |
|-----------------------|---|----------------------|-----|
| 1 | Optimize the incision and tunnel | Dr. Ragini Parekh | 8 |
| 2 | Stepwise SICS | Dr. Ragini Parekh | 8 |
| 3 | SICS - Difficult situations made easy | Dr. Santosh Bhide | 8 |
| 4 | Blumenthal Technique Nuances | Dr. T. P. Lahane | 8 |
| 5 | Snare technique keep it simple | Dr. Anil Shah | 8 |
| 6 | SICS complications & management | Dr. Siddharth Kamble | 8 |
| Sponsored Talk | | | |
| 7 | Can Enhanced Monofocal be the new standard of care for cataract patients? | Dr. T. P. Lahane | 6 |

**BACK TO
INDEX**

Tap on a button
to directly go to
Daywise Index



DAY - 1

DAY - 2

DAY - 3

COURT MARTIAL

**HALL
B**

**DAY
1**

**Oct
18TH**

02:15 PM TO 03:15 PM

Supreme Jury : Dr. Quresh Maskati

**Jury : Dr. Prakash Marathe, Dr. Udayan Dixit,
Dr. Harish Raichur, Dr. A. A. Deshpande**

Court Martial is a brain child of Dr. Partha Biswas. It is an exciting session in which the candidate presents his or her challenging surgical video. The prosecutor (Dr. Partha Biswas) will threadbare discuss the mistakes done by the presenter and defender (Dr. Chitra Ramamurthy) will defend the presenter to avoid getting hanged !

**Surgeons on trial : Dr. Sanjay Rasal
Dr. Swapnil Bhalekar
Dr. Adit Gupta
Dr. Nidhi Patwardhan
Dr. Maneesh Bapaye**

**BACK TO
INDEX**

Tap on a button
to directly go to
Daywise Index



DAY - 1

DAY - 2

DAY - 3

**[IC 5]
SURFACE PRK & FLAP LASIK**

**HALL
C**

**DAY
1**

**Oct
18TH**

02:15 PM TO 03:15 PM

Evaluating a pt for refractive surgery, including refraction, ocular surface tear film analysis, topography, pachymetry, ICL fitness, WTW, ACD, Decision making in choosing corneal surface treatment or Raising a flap, types of flaps, making a flap, intra operative and post operative complications of PRK and Flap lasik

Chief Instructor : Dr. Shashi Kapoor

| No. | Topic | Speaker | Min |
|-----|--|-------------------------|-----|
| 1 | Overview of Refractive Surgery | Dr. Kapoor Shashi | 8 |
| 2 | Topography for lasik | Dr. Suhas Sonawane | 8 |
| 3 | Microkeratome, usage, pitfalls | Dr. Pradhan Viraj | 8 |
| 4 | Intra operative and post operative management of routine cases and | Dr. Satav Vitthal Gulab | 8 |
| 5 | Femto flaps | Dr. Vardhaman Kankariya | 8 |

**BACK TO
INDEX**

Tap on a button
to directly go to
Daywise Index



DAY - 1

DAY - 2

DAY - 3

GAME OF DACRYOLOGY THRONES

**HALL
D**

**DAY
1**

**Oct
18TH**

02:15 PM TO 03:15 PM

Chairman : Dr. Bhaskar Khaire
Co Chair : Dr. Javed Ali
Convenor : Dr. Girish Nehete
Moderator : Dr. Ravindra Vhankhede

| No. | Topic | Speaker | Min |
|-----|--|--------------------------|-----|
| 1 | Winter is coming: let's open the punctum | Dr. Javed Ali | 12 |
| 2 | You win or you die - Canalicular block | Dr. Pallavi Dole Khedkar | 8 |
| 3 | The winds of winter: Infections of lacrimal | Dr. Girish Nehete | 8 |
| 4 | The lion way -Doing DCR the correct - Video Assisted | Dr. Ravindra Vhankade | 8 |

Valar Dohaeris - Complex NLDO/Failed DCR - Panel discussion - (10-Mins.)

Keynote :

The iron throne: CNLDO: protocol based approach

Dr. Javed Ali (15-mins)

**BACK TO
INDEX**

Tap on a button
to directly go to
Daywise Index



DAY - 1

DAY - 2

DAY - 3

**[IC48] -
DECODING DIABETIC
VITRECTOMY**

**HALL
E**

**DAY
1**

Oct

18TH

02:15 PM TO 03:15 PM

DIABETES IS ONE OF THE LEADING CAUSE OF BLINDNESS. THE NUMBER OF DIABETIC PATIENTS WITH RETINOPATHY REQUIRING VITRECTOMY SURGERY HAVE INCREASED DRASTICALY. DIABETIC VITRECTOMY SURGERY HAS TO BE PERFORMED METICULOUSLY WHERE EVERY STEP IS IMPORTANT. THIS INSTRUCTION COURSE FOCUSES IN DEPTH ON EVERY ASPECT OF DIABETIC VITRECTOMY SURGERY FROM PREOPERATIVE CASESELECTION ANTI VEGF INJECTION INTRAOPERATIVE STEPS LIKE PVD INDUCTION TO VITREOUS REMOVAL, METICULOUS MEMBRANE DISSECTION, INTERNAL LIMITING MEMBRANE REMOVAL OR NOT TO REMOVE ENDOLASER AND ALSO TAMPONADE TO BE USED HERE WE ALSO DISCUSS ABOUT RECURRENT VITREOUS HEMORRHAGE. THIS IC IS DESIGNED IN A WAY TO GIVE THE AUDIENCE AND DISCUSS ALL THE ASPECTS RELATED TO DIABETIC VITRECTOMY SURGERY, THIS IC IS DESIGNED TO HELP THE NEW RETINAL SURGEONS TO UNDERSTAND EVERY ASPECT OF DIABETIC VITRECTOMY WHICH WILL FURTHER HELP THEM IN IMPROVING THE SURGICAL OUTCOME IN PATIENTS.

Chief Instructor : Dr. Gandhi Rajiv Mahavir

| No. | Topic | Speaker | Min |
|-----|--|---------------------------|-----|
| 1 | PREOP CASE WORKUP AND ROLE OF ANTIVEGF PREOPERATIVELY | DR. GHAWATE SHASHANK | 8 |
| 2 | MANAGING VITREOUS IN DIABETIC VITRECTOMY | DR. PAWAR SIDDHARTH ASHOK | 8 |
| 3 | MANAGING DIABETIC MEMBRANE - TIPS & TRICKS | DR. GANDHI RAJIV MAHAVIR | 8 |
| 4 | MANAGING ILM & TAMPONADE (OIL VS GAS) USE IN DIABETIC VITRECTOMY | DR. SABYASACHI SENGUPTA | 8 |
| 5 | MANAGING RECURRENCE IN DIABETIC VITRECTOMY | DR. SASWADE MANOJ R | 8 |

Panel Discussion (10-Mins)

**BACK TO
INDEX**

Tap on a button
to directly go to
Daywise Index



DAY - 1

DAY - 2

DAY - 3

**[IC41] -
Live Life King Size:
Need Of The Time**

**HALL
F**

**DAY
1**

**Oct
18TH**

02:15 PM TO 03:15 PM

This course will cover basic practice pattern, basic lifestyle changes to live life without stress, digital upgradation and investment needs for retirement. This course will help to enhance knowledge of private practitioners for healthy and peaceful life. We will provide small changes in lifestyle which can have major impact on practitioner's life. Everyone needs to stay updated with changing world and in difficult situations stay ahead of time. This course will help in it.

Chief Instructor : Dr. Loya Jagdish R.

| No. | Topic | Speaker | Min |
|-----|---|-----------------------|-----|
| 1 | Basics Of Group Practice And It's Expansion | Dr. Anand Pimparkar | 8 |
| 2 | Basics of communication skills with world | Dr. Amit Mahajan | 8 |
| 3 | Overcoming difficulties in private practice | Dr. Maneesh Bapaye | 8 |
| 4 | Investment requirements for retirement | Dr. Mehta Hitendra B. | 8 |
| 5 | Live life kingsize | Dr. Loya Jagdish R. | 8 |

Panel Discussion (10-Mins)

**BACK TO
INDEX**

Tap on a button
to directly go to
Daywise Index



DAY - 1

DAY - 2

DAY - 3

FREE PAPER 4 (Glaucoma)

HALL
G

DAY
1

Oct

18TH

02:15 PM TO 03:15 PM

Judges : Dr. Tejaswini Walimbe
Dr. Abhijeet Tagare
Dr. Dileep Shirshikar

| No. | Topic | Speaker | Min |
|-------|--|-------------------------------------|-----|
| FP171 | Outcome Of Minimally Invasive Glaucoma Surgery Along With Phacoemulsification In Open Angle Glaucoma | Dr. Rujuta Sapkal | 6+2 |
| FP81 | Refractive Prediction Error Assessment After Phacotrabeculectomy | Dr. Mayuri Raghunath Phatak | 6+2 |
| FP142 | Results Of Phaco - GATT : One Year Follow Up | Dr. Bhomaj Pooja S. | 6+2 |
| FP99 | Long Term Results Of Combined SICS With Trabeculectomy Surgery In Tertiary Care Hospital. | Dr. Abhijit Keshav Dhavale | 6+2 |
| FP89 | Impact Of Trabeculectomy In Advanced Glaucoma | Dr. Salunkhe Rameshwari Jagdish | 6+2 |
| FP169 | Effect Of Long Term Use Of Anti - Glaucoma Drugs On The Ocular Surface | Dr. Sodimalla Kalyani Vijaya Kumari | 6+2 |
| FP90 | A Comparative Study Of RNFL Thickness In Glaucomatous & Non-Glaucomatous Patients On OCT | Dr. Sakshi Sachin Bagdiya | 6+2 |
| FP176 | Colour Change: A Ticking Bomb | Dr. Shounak Bhupendra Parekh | 6+2 |

**BACK TO
INDEX**

Tap on a button to directly go to Daywise Index



DAY - 1

DAY - 2

DAY - 3

**PHACO - WHAT YOU
ALWAYS WANTED TO
KNOW- BUT NEVER
ASKED**

**HALL
A**

**DAY
1**

**Oct
18TH**

03:30 PM TO 04:30 PM

Chairman : Dr. Harish Raichur
Co-chairman : Dr. Kishor Pahuja
Converner : Dr. Rajpal Usnale
Moderator : Dr. Manish Wankhade
Co moderator : Dr. Nanasaheb Khare

| No. | Topic | Speaker | Min |
|-----|---|------------------------|-----------|
| 1 | Keynote - Femto in difficult situations | Dr. Himanshu Mehta | 8 |
| 2 | CCC techniques | Dr. Sourabh Patwardhan | 6 |
| 3 | Phaco dynamics | Dr. Navneet Toshniwal | 6 |
| 4 | Choping technique | Dr. Nanasaheb Khare | 6 |
| 5 | Safe and effective trenching / sculpting | Dr. Manish Wankhede | 6 |
| 6 | Pre chop technique - boon for hard cataract and bad cornea | Dr. Sohail Irfan Khan | 6 |
| 7 | Vertical chop: basics, understanding and surgical technique | Dr. Amit Mahajan | 6 |
| 8 | Virtual Talk: Phaco in challenging situations | Dr. Uday Devgan | 12 |



06:00 PM Onwards

Inauguration



**BACK TO
INDEX**

Tap on a button
to directly go to
Daywise Index



DAY - 1

DAY - 2

DAY - 3

MANAGING THE OPEN ANGLES

HALL
B

DAY
1

Oct
18TH

03:30 PM TO 04:30 PM

Chairman : Dr. Mazhar Sayed
Co Chair : Dr. Dilip Phalke
Convenor : Dr. Radhika Sangitrao
Moderator : Dr. Uma Pawar

Medical management remains the main stay of Glaucoma treatment. There is an explosion of eyedrops available to treat Glaucoma. Variety is good only if the mind is clear. This course will help the comprehensive Ophthalmologist decide the desired IOP, medications to use in different stages of Glaucoma, side effects of different medications and when to say enough, 'Let's operate'!!

Keynote Address:

Dr. Vineet Ratra My Principles of Medical Management of Glaucoma

Panel Discussion : 45 minutes

Panelists : Dr. Vidya Chelerkar
Dr. Vineet Ratra
Dr. Mazhar Sayed
Dr. Radhika Sangitrao
Dr. Sanket Deshmukh
Dr. Hemangi Tirmale



06:00 PM Onwards

Inauguration



BACK TO
INDEX

Tap on a button
to directly go to
Daywise Index



DAY - 1

DAY - 2

DAY - 3

CORNEAL PROCEDURES YOU MUST KNOW: PART 1



**HALL
C**

**DAY
1**

**Oct
18TH**

03:30 PM TO 04:30 PM

Chairman : Dr. Sangeeta Wagh
Co-chairman : Dr. Sameer Datar
Converner : Dr. Namrata Kabra
Co convener : Dr. Archana Biradar
Moderator : Dr. Swapnil Bhalekar

| No. | Topic | Speaker | Min |
|-----|-----------------------|---------------------|-----|
| 1 | Corneal Tear Suturing | Dr. Tanwangee Joag | 10 |
| 2 | Descemetopexy in DMD | Dr. Archana Biradar | 10 |
| 3 | Tenonplasty | Dr. Namrata Kabra | 10 |
| 4 | Punctal Caутery | Dr. Kunjal Sejpal | 10 |

Discussion 20 Mins

**BACK TO
INDEX**

Tap on a button
to directly go to
Daywise Index



DAY - 1

DAY - 2

DAY - 3

**[IC11] -
AESTHETICS IN GENERAL
OPHTHALMOLOGY
PRACTICE : INTERACTIVE
AND CASE BASED**

**HALL
D**

**DAY
1**

**Oct
18TH**

03:30 PM TO 04:30 PM

Cosmetic oculoplastic surgery is a sought after field of ophthalmology. As awareness increases, more and more patients seek eyelid rejuvenation in India. There is an increased interest amongst ophthalmologists to learn the nuances of procedures done to enhance the appearance of eyes. Being microsurgeons, ophthalmologists are well trained to learn this newer speciality and possess finer skills than plastic surgeons and dermatologists. Eyelid and ocular anatomy understanding is crucial before performing these procedures. This course will aim at understanding the scope and application of aesthetic procedures which can be provided as an extension of your general ophthalmology/ refractive surgery practice. The aim will be to keep it simple and case based interspersed with video demonstration of these procedures. By the end of this course the participants will be able to analyse, apply and screen potential patients from their own practice.

Chief Instructor : Dr. Adit Gupta

| No. | Topic | Speaker | Min |
|-----|---|-----------------------|-----|
| 1 | Introduction and Setting up your Aesthetic Clinic | Dr. Adit Gupta | 5 |
| 2 | Evaluation of the Aesthetic Patient | Dr. Shubha Jhavar | 10 |
| 3 | Practical Solutions to Case Based Aesthetic Scenarios | Dr. Prerana Tahiliani | 15 |
| 4 | Botox and Fillers : Scope in Ophthalmology | Dr. Adit Gupta | 10 |
| 5 | Sponsored Talk: (Entod) Novel Topical Ocular Aesthetics | Dr. Adit Gupta | 6 |

**Key Note : Blepharoplasty - Yesterday, Today and Tomorrow
Dr. Milind Naik (10 Mins)**

**BACK TO
INDEX**

Tap on a button
to directly go to
Daywise Index



DAY - 1

DAY - 2

DAY - 3

TED TALKS

HALL
E

DAY
1

Oct

18TH

03:30 PM TO 04:30 PM

Chairman : Dr. Quresh Maskati
Co Chair : Dr. Prakash Marathe
Convenor : Dr. Anagha Heroor
Moderator : Dr. Santosh Bhide

| No. | Topic | Speaker | Min |
|-----|---|---------------------|-----|
| 1 | Patriotic service at the Sunrise of India | Dr. Udayan Dixit | 15 |
| 2 | Save the girl child | Dr. Sudha Kankariya | 15 |
| 3 | Journey from Ophthalmology to Community | Dr. Shivaji Kalge | 15 |

BACK TO
INDEX

Tap on a button
to directly go to
Daywise Index



DAY - 1

DAY - 2

DAY - 3

**[IC32] -
Securing Funds For Eye
Care Research And Service
Delivery**

**HALL
F**

**DAY
1**

**Oct
18TH**

03:30 PM TO 04:30 PM

Various initiatives for enhancing research capabilities and scaling up of services need funds from external sources. A lot of organisations are available which if approached in a systematic manner can provide these funds. Individual donors can also fund a lot of infrastructure and equipment if a proper case is made with lot of accountability and transparency. This course will help participants to understand the basic principles of grant fund writing proposals. It will help them to formulate objectives, methods and budget with proper justification.

Chief Instructor : Dr. Dole Kuldeep S.

| No. | Topic | Speaker | Min |
|-----|--|----------------------------|-----|
| 1 | Principles of grant proposal writing | Dr. Dole Kuldeep S. | 8 |
| 2 | Securing Funding from Charities like Rotary foundation | Dr. Kolte Nitin S. | 8 |
| 3 | Securing donations from individuals for equipment and building | Dr. Bhat Madhav J. | 8 |
| 4 | CSR - A new opportunity for funding | Dr. Deshpande Rahul D. | 8 |
| 5 | Financial Challenges faced by of professional organizations - possible solutions | Dr. Mandar Govind Paranjpe | 8 |

Panel Discussion (10-Mins)

**BACK TO
INDEX**

Tap on a button
to directly go to
Daywise Index



DAY - 1

DAY - 2

DAY - 3

FREE PAPER 5

(Surface, Refractive, CL)

HALL
G

DAY
1

Oct
18TH

03:30 PM TO 04:30 PM

Judges : Dr. Parameshwar Kahalekar
Dr. Mahesh Sonpetkar
Dr. Virendra Atnoor

| No. | Topic | Speaker | Min |
|-------|--|------------------------|-----|
| FP116 | Efficacy Of Sutureless Glue Free Conjunctivolimbal Autograft For Primary Pterygium Surgery | Dr. Sreelata Devde | 6+2 |
| FP213 | Comparison Of Anterior Corneal Aberrometry, Itrace And Sirius. | Dr. Sourabh Patwardhan | 6+2 |
| FP3 | Innovation: The Ladi Air Bubble Signs in Small Incision Lenticule Extraction (SMILE) | Dr. Ladi Jeevan S. | 6+2 |
| FP1 | Implantation Of Toric Icls In Post Keratoplasty Pseudophakics To Manage Residual Astigmatism | Dr. Joshi Sanyukta | 6+2 |
| FP82 | PRK Plus- Safety And Efficacy In Patients With Thin Cornea. | Dr. Pranju Tadas | 6+2 |
| FP212 | Manual Blepharoxfoliation Enhancing The Effect Of Lipiflow | Dr. Sadhana Vaidya | 6+2 |
| FP | Prospective study of Phakic IOLs in eyes with low myopia | Dr. Viraj Padwal | 6+2 |

**BACK TO
INDEX**

Tap on a button
to directly go to
Daywise Index



DAY - 1

DAY - 2

DAY - 3

**AIOS SESSION:
TOP 3 ADVANCES IN
OPHTHALMIC
SPECIALTY**



**HALL
C**

**DAY
1**

Oct

18TH

04:30 PM TO 05:30 PM

Panelists:

**Dr. Partha Biswas, Dr. Prashant Bawankule, Dr. Anagha Heroor
Dr. Piyush Bansal, Dr. Prakash Marathe, Dr. Udayan Dixit**

| No. | Topic | Speaker | Min |
|-----|-------------------------|----------------------------|-----|
| 1 | Cataract | Dr. Partha Biswas | 8 |
| 2 | Refractive Surgery | Dr. Vardhaman Kankaria | 8 |
| 3 | Uvea | Dr. Parthopratiim Majumder | 8 |
| 4 | Glaucoma | Dr. Vineet Ratra | 8 |
| 5 | Retina | Dr. Dhanshree Ratra | 8 |
| 6 | Pediatric Ophthalmology | Dr. Jitendra Jethani | 8 |
| 7 | Oculoplasty | Dr. Mohammad Javed Ali | 8 |

**BACK TO
INDEX**

Tap on a button
to directly go to
Daywise Index



DAY - 1

DAY - 2

DAY - 3

**[IC47] -
USING YOUR OWN BRAIN TO
DIAGNOSE NEURO OPHTH
CONDITIONS AND PREVENT
EYE SURGEON DEMENTIA**

**HALL
D**

**DAY
1**

Oct

18TH

04:30 PM TO 05:30 PM

TOO OFTEN PATIENTS WITH NEURO-OPHTHALMOLOGY CONDITIONS ARE EITHER REFERRED TO SPECIALIZED NEURO-OPHTHALMOLOGISTS IN DISTANT CITIES OR FORCED TO UNDERGO EXPENSIVE INVESTIGATIONS LIKE CT/MRI AND THEN REFERRED TO GENERAL NEUROLOGISTS LEADING TO GREAT AND MANY A TIME NEEDLESS HARDSHIP TO PATIENTS THIS COURSE HIGHLIGHTS IMPORTANCE OF BASIC CLINICAL SIGNS, SYMPTOMS AND SIMPLE INVESTIGATIONS LIKE VISUAL FIELDS AND COLOUR VISION TESTS ETC AND HOW A SYSTEMATIC APPROACH CAN LEAD TO A CONCLUSIVE DIAGNOSIS AND IN MANY CASES AVOID THE NECESSITY OF EXPENSIVE INVESTIGATIONS PROOF OF CONCEPT WILL BE PROVIDED WITH ACTUAL CASE REPORTS. A MUST ATTEND FOR GENERAL OPHTHALMOLOGISTS LOOKING TO SHARPEN THEIR DIAGNOSTIC SKILLS TO BETTER SERVE THEIR PATIENTS. THE MORE YOU USE YOUR BRAIN AND NOT SIMPLY YOUR HANDS (DOING ONLY CATARACTS) THE LESSER THE CHANCES OF YOU DEVELOPING DEMENTIA IN YOUR OLD AGE!

Chief Instructor : Dr. Quresh Maskati

| No. | Topic | Speaker | Min |
|-----|--|---------------------|-----|
| 1 | INTRODUCTION TO THE COURSE | DR. QURESH MASKATI | |
| 2 | UNEXPLAINED VISUAL LOSS - WHAT HAVE I MISSED ? | DR. QURESH MASKATI | 10 |
| 3 | EVERY HEADACHE DOES NOT REQUIRE AN MRI | DR. KAROBI LAHIRI | 10 |
| 4 | INTERESTING CASES DIAGNOSED ON HISTORY AND BASIC INVESTIGATIONS | DR. QURESH MASKATI | 10 |
| 5 | DIAGNOSIS AND MANAGEMENT OF IIH | DR. SWATI PHULJHELE | 15 |

Panel Discussion (10-Mins)

**BACK TO
INDEX**

Tap on a button
to directly go to
Daywise Index



DAY - 1

DAY - 2

DAY - 3

SURGICAL RETINA VAST

HALL
E

DAY
1

Oct
18TH

04:30 PM TO 05:30 PM

Chairman : DR. DHANASHREE RATRA
Co-chairman : DR. PRASHANT BAWANKULE
Converner : DR. SIDDHARTH PAWAR
Moderator : DR. MANOJ SASWADE

KEY NOTE ADDRESS

| | | | |
|---|-------------------------------------|----------------------------------|----|
| 1 | MANAGEMENT OF EXTREME OCULAR TRAUMA | DR. DHANASHREE DESHPANDE - RATRA | 15 |
|---|-------------------------------------|----------------------------------|----|

INVITED FACULTY

| | | | |
|---|---|------------------------|----|
| 2 | HEADS UP- 3D SURGERY - WAY AHED OF TIME | DR. PRASHANT BAWANKULE | 10 |
| 3 | RECURRENT RD- COUNCELLING AND MANAGEMENT TECHNIQUES | DR. ASHISH HOLANI | 8 |
| 4 | THE LEGACY OF ILM PEELING BEYOND MACULAR HOLES | DR. RAHUL TIWARI | 6 |

DEBATE

| | | | |
|---|---------------------------------|--------------------|---|
| 5 | RRD-IF BUCKLABLE - I BUCKLE V/S | DR. JAGDISH LOYA | 6 |
| | RRD- ALWAYS VITRECTOMY | DR. SHAMIK MUKADAM | 6 |

VIDEO

| | | | |
|---|-------------------------------------|-------------------|---|
| 6 | SURGICAL MANAGEMENT IN ADVANCED-PDR | DR. RAHUL BAHEKAR | 5 |
|---|-------------------------------------|-------------------|---|

BACK TO
INDEX

Tap on a button
to directly go to
Daywise Index



DAY - 1

DAY - 2

DAY - 3

**[IC15] -
Navigating The Seas Of
Research Methodology:
Tool Kit For Research**

**HALL
F**

**DAY
1**

Oct

18TH

04:30 PM TO 05:30 PM

Medical science is not an exact science. It is evolving daily. Why one should do research? In the era of evidence-based medicine, all decisions regarding patient management are based on research. We are constantly striving for the best patient care. Everyone needs to learn research right from undergraduates to consultants. Research and publication have been neglected at undergraduate and postgraduate levels. The curriculum does not cover many aspects of research. This instruction course aims to make aware of various aspects of research methodology

Chief Instructor : Dr. Joshi Rajesh S.

| No. | Topic | Speaker | Min |
|-----|--|----------------------|-----|
| 1 | Introduction to IC | Dr. Joshi Rajesh S. | 2 |
| 2 | Importance of learning research methodology | Dr. Lambat Sarang P. | 8 |
| 3 | Writing a research article | Dr. Narnaware Shilpi | 8 |
| 4 | Selecting the right journal for your article | Dr. Shah Viral | 8 |
| 5 | Why you should submit article to JCOR? | Dr. Joshi Rajesh S. | 5 |
| 6 | What a reviewer wants? | Dr. Parikshit Gogate | 8 |
| 7 | How to handle rejection? | Dr. Joshi Rajesh S. | 8 |

Panel Discussion (3-Mins)

**BACK TO
INDEX**

Tap on a button
to directly go to
Daywise Index



DAY - 1

DAY - 2

DAY - 3

FREE PAPER 6

(Oculoplasty,
Ocular Oncology)

HALL
G

DAY
1

Oct

18TH

04:30 PM TO 05:30 PM

Judges : Dr. Dnyanoba Darade
Dr. Sanjeevani Ambekar
Dr. Ravindra Vhankade

| No. | Topic | Speaker | Min |
|-------|---|-------------------------------|-----|
| FP138 | Correlation Of Preoperative Clinical, Radiological And Histopathological Diagnosis In Orbital Disease | Dr. Shreeya Mashelkar | 6+2 |
| FP200 | Endoscopic Medial Wall Decompression For DON: Retrospective Interventional Case Series | Dr. Aditi Parag Watve | 6+2 |
| FP38 | Risk Factors And Outcomes Of Canalicular Tear Repair With Stent Placement In Paediatric Patients | Dr. Shreyal Vinayak Koli | 6+2 |
| FP71 | A Scar For A Scar - Surgical Outcomes Of Full Thickness Skin Graft For Cicatricial Ectropion | Dr. Padmapriya Venkataramanan | 6+2 |
| FP141 | External D.C.R - Boon For Recurrent Acute On Chronic Dacryocystitis Patients. | Dr. Tiwari Jyoti Madanmohan | 6+2 |
| FP16 | Choroidal Melanoma,Rare Presentation In Younger Age Group With Review Of Literature. | Dr. Renge Nitin Jagannathrao | 6+2 |
| FP85 | Local And Systemic Outcomes In Retinoblastoma Eyes Receiving Pre-Enucleation Chemotherapy | Dr. Vrushali Shende | 6+2 |

**BACK TO
INDEX**


Tap on a button
to directly go to
Daywise Index



DAY - 1

DAY - 2

DAY - 3



Dr. Asmita Phase



DAY
2

Oct

19TH

[IC 18] - CATARACT SURGERY IN DIFFICULT SITUATIONS

HALL
A

DAY
2

Oct
19TH

08:00 AM TO 09:00 AM

This instruction course covers most of the challenging situations in routine cataract surgery practice. First talk covers the management of common intraoperative complication like posterior capsular dehiscence and intraoperative miosis. The second talk covers management of mature and hyper mature cataract with skillful techniques. The third speaker is going to illustrate phacoemulsification in undilated pupil including use of rings and hooks. The fourth talk is evaluation and management of post operative corneal oedema and also discuss the steps to prevent corneal complication during cataract surgery. Final talk includes management of different spectrum of traumatic cataract with anterior segment reconstruction.

Chief Instructor : Dr. Vijay Shetty

| No. | Topic | Speaker | Min |
|-----|--|----------------------------|-----|
| 1 | TEETHING (TREATING) TROUBLES - HANDLING DIFFICULT CASES AS A YOUNG SURGEON | DR. JANHVI MEHTA | 8 |
| 2 | WIDENING THE WINDOWS OF OPPORTUNITY - MANAGEMENT OF SMALL PUPIL | DR. KETAN NIKAM | 8 |
| 3 | DO IT RIGHT WHEN IT'S WHITE - MATURE AND HYPERMATURE CATARACT | DR. SEEMA BHOSALE | 8 |
| 4 | HOW TO 'MEND IT WHEN IT'S SWOLLEN - POST OPERATIVE CORNEAL OEDEMA | DR. ABHISHEK A. HOSHING | 8 |
| 5 | PTSD - POST TRAUMATIC SAFETY DIRECTIONS FOR CATARACT | DR. VIJAY SHETTY | 8 |

Keynote :

Phaco in Subluxated cataract - Dr. Harshul Tak (10 Mins)

**BACK TO
INDEX**

Tap on a button
to directly go to
Daywise Index



DAY - 1

DAY - 2

DAY - 3

TUBES : ALL YOU WANT TO KNOW

**HALL
B**

**DAY
2**

**Oct
19TH**

08:00 AM TO 09:00 AM

Chairman : Dr. Anupam Deshpande
Co Chair : Dr. Janvi Shah
Convenor : Dr. Susheel Deshmukh
Moderator : Dr. Roopali Nerlikar

VIDEO BASED TALKS

| No. | Topic | Speaker | Min |
|-----|----------------------|----------------------|-----|
| 1 | Ahmed Glaucoma Valve | Dr. Anupam Deshpande | 8 |
| 2 | AADI | Dr. Susheel Deshmukh | 8 |

Panel Discussion : 40 minutes

Panelists : Dr. Gayatri Hoshing
Dr. Anupam Deshpande
Dr. Susheel Deshmukh
Dr. Janvi Shah
Dr. Hemangi Tirmale
Dr. Riddhi Shah Dharia

**BAK TO
INDEX**

Tap on a button
to directly go to
Daywise Index



DAY - 1

DAY - 2

DAY - 3

**[IC49] -
YES, THIS IS WHAT I
SEE DAILY IN MY OPD
WHAT IS THIS ?**

**HALL
C**

**DAY
2**

**Oct
19TH**

08:00 AM TO 09:00 AM

Cornea is most forgiving part of eye and yet due to delay in disease diagnosis many of the times patient develops opaque cornea and becomes a candidate for corneal transplant. In this era we have multimodal imaging available to assess corneal lesions and their proper use will always aid in correct diagnosis. Here in this IC we present you with various cornea I disease scenarios which we see in day today OPD and tips and tricks to identify and treat them.

Chief Instructor : Dr. Lahane Sumeet Tatyrao

| No. | Topic | Speaker | Min |
|-----|---|------------------------------|-----|
| 1 | All of us are on epithelium - what are we | Dr. Nikhil Kandurwar | 10 |
| 2 | Dirty Stromal Lesions | Dr. Nikhil Navneet Toshniwal | 10 |
| 3 | Look deep into me - Endothelium | Dr. Shruti Patil Warke | 10 |
| 4 | keratouveitis - what we always miss | Dr. Lahane Sumeet Tatyrao | 10 |

Panel Discussion (10 - Mins)

**BACK TO
INDEX**

Tap on a button
to directly go to
Daywise Index



DAY - 1

DAY - 2

DAY - 3

**3D OCULOPLASTY SHOW
BY DR. MILIND NAIK**

**HALL
D**

**DAY
2**

**Oct
19TH**

08:00 AM TO 09:00 AM

Chairman : Dr. Kashinath Choudhary
Co Chair : Dr. Pallavi Dole Khedkar
Convenor : Dr. Aditi Watve
Moderator : Dr. Shubha Jhavar
Presenter : Dr. Milind Naik

**3D OCULOPLASTY
SHOW**

- **Pre Registration for the show is complimentary but mandatory**

**BACK TO
INDEX**

Tap on a button
to directly go to
Daywise Index



DAY - 1

DAY - 2

DAY - 3

MEDICAL RETINA EXCLUSIVE MACULA

HALL E

DAY 2

Oct 19TH

08:00 AM TO 09:00 AM

Chairman : Dr. Udayan Dixit
Co-chairman : Dr. Manish Bapaye
Converner : Dr. Piyush Bansal
Co Converner : Dr. Vyankatesh Ambarkar
Moderator ; Dr. Anant Bhosale

KEY NOTE

| | | | |
|---|---|-----------------------|----|
| 1 | MULTIMODAL IMAGING IN HEREDITARY AND ACQUIRED MACULAR DISORDERS | DR. NITIN PRABHUDESAI | 12 |
|---|---|-----------------------|----|

INVITED FACULTY

| | | | |
|---|--|---------------------|----|
| 2 | Sponsored Talk : MOLECULAR DIFFERENTIATION OF ANTI-VEGF | DR. JAY SETH | 8 |
| 3 | WHEN INJECTIONS ARE NOT ENOUGH | DR. DHANASHRI RATRA | 10 |
| 4 | CSR - DON'T TAKE IT LIGHTLY | DR. ABHIDNYA SURVE | 8 |
| 5 | POST-OP CME- HOW TO EVALUATE AND TREAT | DR. RENUKA SARWATE | 8 |
| 6 | SUBMACULAR HAEMMORRHAGE EVALUATE & MANAGE ON WAR FOOTING | DR. ANANT BHOSALE | 8 |

VIDEO

| | | | |
|---|---|-------------------|---|
| 7 | NOVEL TECHNIQUE OF ILM PEELING IN SUBRETINAL HEAM | DR. GANESH BHAMRE | 6 |
|---|---|-------------------|---|

**BACK TO
INDEX**

Tap on a button
to directly go to
Daywise Index



DAY - 1

DAY - 2

DAY - 3

**[IC55] -
Ocular Emergencies:
What Do I Do?**

**HALL
F**

**DAY
2**

**Oct
19TH**

08:00 AM TO 09:00 AM

Ocular emergencies is something which every Ophthalmologist encounters. This course is designed by a team of experienced subspecialists in order discuss various presentations in form of intraocular foreign bodies, Cornea, Oculoplastic and glaucoma related emergencies. Assessment of a patient, diagnosis, existing and recent advances in management of ocular emergencies will be discussed.

Chief Instructor : Dr. Anant Bhosale

| No. | Topic | Speaker | Min |
|-----|---|--------------------------|-----|
| 1 | Retained Intraocular Foreign body - Tips and Tricks for extraction | Dr. Anant Bhosale | 8 |
| 2 | Lens induced Glaucoma - A protocol based approach | Dr. Aarti Heda | 8 |
| 3 | Ocular Emergencies in Cornea - What to do in critical situations? | Dr. Nidhi Anant Bhosale | 8 |
| 4 | Oculoplastic Emergencies...! - Act to save the Eye | Dr. Kulkarni Pooja Vijay | 8 |
| 5 | Recent Advances in management of Globe Rupture | Dr. Anant Bhosale | 8 |

Panel Discussion (10-Mins)

**BACK TO
INDEX**

Tap on a button
to directly go to
Daywise Index



DAY - 1

DAY - 2

DAY - 3

FREE PAPER 7 (Peds, Squint)

HALL
G

DAY
2

Oct

19TH

08:00 AM TO 09:00 AM

Judges : Dr. Rishikesh Mayee
Dr. Nikhil Rishikeshi
Dr. Anuradha Awasthy

| No. | Topic | Speaker | Min |
|-------|---|-------------------------------|-----|
| FP95 | Study Of Ocular Anomalies In Pediatric Patients At Dr.Vitthalrao Vikhe Patil Pravara Rural Hospital | Dr. Agresar Aditi Padmakar | 6+2 |
| FP144 | Myopia Management In Kids- Everyone Does Not Need Special Treatment! | Dr. Shilpa Sonarkhan | 6+2 |
| FP122 | Outcome Of Various Surgical Approaches To Strabismus In Congenital Fibrosis Of Extra Ocular Muscles | Dr. Malasane Kalyani Rajendra | 6+2 |
| FP202 | Outcome And Complications Of Retro Pupillary Iris-Claw Lenses In A Pediatric Population. | Dr. Misal Abhijeet Rajendra | 6+2 |
| FP191 | Ocular Biometric Changes Following Unilateral Cataract Surgery In Children | Dr. Bang Manasi | 6+2 |
| FP18 | Treatment of Adult Amblyopia - a Pilot Study. | Dr. Prasad Walimbe | 6+2 |
| FP211 | Prevalence Of Non Strabismic Binocular Vision Disorders In The Southern District Of Maharashtra | Dr. Sourabh Patwardhan | 6+2 |
| FP173 | Third Nerve Palsy Causes Disfiguring, Incomitant Strabismus With Limited Options For Correction. | Dr. Rushabh Aniket Shah | 6+2 |

**BACK TO
INDEX**

Tap on a button
to directly go to
Daywise Index



DAY - 1

DAY - 2

DAY - 3

MASTER CLASS ON TORIC IOL

HALL
A

DAY
2

Oct

19TH

09:15 AM TO 10:15 AM

Chairman : Dr. Suhas Haldipurkar
Co-chairman : Dr. Nitin Balkrishnan
Converner : Dr. Viral Shah
Moderator : Dr. Anagha Heroor
Co moderator : Dr. Rajesh Joshi

| No. | Topic | Speaker | Min |
|-----|---|----------------------------|-----|
| 1 | Planning Toric IOL surgery and online calculators | Dr. Chandrashekhar Wavikar | 8 |
| 2 | Understanding Surgically Induced Astigmatism | Dr. Jeevan Ladi | 8 |
| 3 | Sponsored Talk : Alignment of Expectations & Outcomes with Rayner Trifocal | Dr. Anagha Heroor | 6 |
| 4 | How to mark precisely | Dr. Ashish Sapkal | 8 |
| 5 | Toric IOL in challenging situations | Dr. Suhas Haldipurkar | 8 |
| 6 | Use of devices to assess your toric IOL | Dr. Nitin Balakrishanan | 8 |
| 7 | Management of small pupil with Malyugin ring | Prof. Boris Malyugin | 25 |

BACK TO
INDEX

Tap on a button
to directly go to
Daywise Index



DAY - 1

DAY - 2

DAY - 3

MANAGING SECONDARY GLAUCOMA

**HALL
B**

**DAY
2**

**Oct
19TH**

09:15 AM TO 10:15 AM

Chairman : Dr. Medha Prabhudesai
Co Chair : Dr. Udayan Dixit
Convenor : Dr. Shefali Parikh
Co Convenor : Dr. Anupam Deshpande
Moderator : Dr. Vidya Chelerkar

| No. | Topic | Speaker | Min |
|-----|----------------------------|-----------------------|-----|
| 1 | Neovascular Glaucoma | Dr. Vijay Shetty | 9 |
| 2 | Pseudoexfoliation Glaucoma | Dr. Anupam Deshpande | 9 |
| 3 | UGH Glaucoma | Dr. Medha Prabhudesai | 9 |
| 4 | Pigmentary Glaucoma | Dr. Shefali Parikh | 9 |
| 5 | Uveitic Glaucoma | Dr. Vidya Chelerkar | 9 |

Audience Participation (15 minutes)

**BACK TO
INDEX**

Tap on a button
to directly go to
Daywise Index



DAY - 1

DAY - 2

DAY - 3

CORNEAL TRANSPLANTATION

HALL
C

DAY
2

Oct
19TH

09:15 AM TO 10:15 AM

Chairman : Dr. Shweta Agarwal
Co-chairman : Dr. Swapnil Bhalekar
Converner : Dr. Girish Kshatriya
Co convener : Dr. Pradeep Jatale
Moderator : Dr. Tanwangee Joag

| No. | Topic | Speaker | Min |
|-----|--|----------------------|-----|
| 1 | Therapeutic PK | Dr. Ritesh Kakrania | 10 |
| 2 | DALK in Complicated Conditions | Dr. Himanshu Matalia | 10 |
| 3 | DSEK: Standing Strong Amidst Emerging Technologies | Dr. Rohit Bang | 10 |
| 4 | DMEK | Dr. Jagadesh Reddy | 10 |
| 5 | DMEK in challenging cases | Dr. Anand Pimparkar | 8 |

Panel Discussion (10 Mins)

BACK TO
INDEX

Tap on a button
to directly go to
Daywise Index



DAY - 1

DAY - 2

DAY - 3

MYOPIA

**HALL
D**

**DAY
2**

**Oct
19TH**

09:15 AM TO 10:15 AM

Chairman : DR. SUNAINA MALIK
Co Chair : DR. SUJATA CHAHANDE
Convenor : DR. CHARUTA BAPAYE
Moderator : DR. RESHMA MEHTA

| No. | Topic | Speaker | Min |
|-----|---|----------------------|-----|
| 1 | BASIC WORK UP FOR MYOPIA PATIENT - IS AXIAL LENGTH MEASUREMENT AND PERIPHERAL RETINOSCOPY A MUST IN MYOPIA PRACTICE | DR. PRACHI AGASHE | 8 |
| 2 | DOES 20-20-20 RULE REALLY WORK? | DR. ABHILASHA PARKHE | 8 |
| 3 | UPDATES ON EFFICACY OF LOW DOSE ATROPINE DROPS IN | DR. JITENDRA JETHANI | 8 |
| 4 | OPTICAL INTERVENTIONS FOR MYOPIA CONTROL | DR. SUNAINA MALIK | 8 |
| 5 | CASE PRESENTATIONS IN MYOPIA | DR. CHARUTA BAPAYE | 8 |
| 6 | SPONSORED TALK: (ENTOD) MYOPIA OF PREMATURITY | DR. RESHMA MEHTA | 8 |

**BACK TO
INDEX**

Tap on a button
to directly go to
Daywise Index



DAY - 1

DAY - 2

DAY - 3

KAUN BANEGA UVEAPATI

HALL
E

DAY
2

Oct
19TH

09:15 AM TO 10:15 AM

Who Wants to Be a Uveitis Expert? Kaun Banega Uveapati ?

Prepare to embark on an enlightening journey into the world of Uveitis ! This show, tailor-made for ophthalmologists, promises to be a captivating exploration of intricate field of ocular inflammation. Throughout the session, the resource person will present thought - provoking puzzles, quizzes, and trivia, all centered around the various signs of uveitis and effective management strategies for different uveitic entities. As the game unfolds, participants will find themselves connecting the dots between clinical manifestations and the underlying basic science and pathology, delving deep into the intricate details that define this specialty. From dissecting ocular anatomy to decoding uveitis pathology and understanding the intricacies of pharmacology, our show will truly be an eye - opener. Our ultimate goal is to bridge the gap between the bench and the clinic, offering valuable take - home messages, providing practical insights and applications that will benefit every ophthalmologis

Speaker : Dr. Parthopratin Dutta Majumder

BACK TO
INDEX

Tap on a button
to directly go to
Daywise Index



DAY - 1

DAY - 2

DAY - 3

ISMSICS SESSION MOSCON 2024



**HALL
F**

**DAY
2**

**Oct
19TH**

09:15 AM TO 10:15 AM

Chairman : Dr. Prakash Marathe
Co-chairman : Dr. Mandar Paranjpe
Converner : Dr. Pankaj Shah
Moderator : Dr. Rajesh Joshi

| No. | Topic | Speaker | Min |
|-----|--|------------------------|-----|
| 1 | Introduction of ISMSICS | Dr. Jagannath Boramani | 3 |
| 2 | Scleral Tunnel | Dr. Nayana Potdar | 6 |
| 3 | Visco free SICS- Boon of AC Maintainer | Dr. Shekhar Paranjpe | 6 |
| 4 | Management of PCR | Dr. Vaishali Une | 6 |
| 5 | The Art of SICS | Dr. Usha Johari | 6 |
| 6 | Advances in MSICS: Where do we stand today | Dr. Aarti Heda | 6 |
| 7 | Relevance of MSICS in current era | Dr. Santosh Bhide | 6 |
| 8 | Future of MSICS | Dr. Prakash Marathe | 6 |
| 9 | Discussion, Comments | Dr. Sumeet Lahane | 3 |
| 10 | Questions & Answers | | 9 |

**BACK TO
INDEX**

Tap on a button
to directly go to
Daywise Index



DAY - 1

DAY - 2

DAY - 3

FREE PAPER 8 (VR 1)

HALL
G

DAY
2

Oct
19TH

09:15 AM TO 10:15 AM

Judges : Dr. Nitin Prabhudesai
Dr. Abhishek Desai
Dr. Rajiv Gandhi

| No. | Topic | Speaker | Min |
|-------|---|------------------------------|-----|
| FP133 | Choroidal Vasculature Perfusion Analysis In Central Serous Chorioretinopathy Using Widefield ICGA | Dr. Tendulkar Karishma Nitin | 6+2 |
| FP120 | Study Of Epidemiology & Clinical Outcome Of Posterior Segment Intraocular Foreign Body | Dr. Doshi Ruddhi Ravindra | 6+2 |
| FP210 | Intraocular Inflammation Post Intravitreal Brolicizumab | Dr. Vaidya Ashish R | 6+2 |
| FP2 | Outbreak Of Retinal Injuries After Accidental Laser Exposure During Indian Festivities | Dr. Sayli Gavaskar | 6+2 |
| FP204 | Use Of Vr Mount Headset With Smartphone For Fundus Photography In Adult And Paeditric Population | Dr. Rakesh Shah D | 6+2 |
| FP9 | Flexing Up Muscle In Secondary IOLS : Exploring Newer Indications For Cmt-Flex Lens | Dr. Purva Valvekar Date | 6+2 |
| FP84 | Nd YAG hyaloidotomy for sub hyaloid haemorrhage - is it beneficial? | Dr. Apurva Nitin Prabhudesai | 6+2 |
| FP | ROP And CVI - A Close Association | Dr. Karobi Lahiri | 6+2 |

**BACK TO
INDEX**

Tap on a button
to directly go to
Daywise Index



DAY - 1

DAY - 2

DAY - 3

WHEN THE GOING GETS TOUGH - THE TOUGH GET GOING

HALL
A

DAY
2

Oct
19TH

10:30 AM TO 11:30 AM

Chairman : Dr. Santosh Agrawal
Co-chairman : Dr. Shirish Thorat
Moderator : Dr. Harshul Tak

In this video symposium the presenter will show and discuss a tough case of cataract surgery. The discussants seeing the case for the first time will pause the case in between at crucial steps and discuss what could have been done differently at that particular step and the final outcome will be shown by the presenter. This will bring out many key teaching points for the audience and different ways of managing a challenging case. The Toughest Guy and Toughest Girl will be Awarded at the end of the Session

| Topic | Speaker | Discussant 1 | Discussant 2 |
|---|------------------------|------------------------|-------------------------|
| Let's get going | Dr. Anagha Heroor | Dr. Anil Singh | Dr. Arun Adchitre |
| My toughest case | Dr. Vivek Motewar | Dr. Suhas Haldipurkar | Dr. Viral Shah |
| Subluxated cataract | Dr. Nitin Balakrishnan | Dr. Ragini Parekh | Dr. Sanjay Rasal |
| Small patient - Smaller eye - smallest lens | Dr. Nikhil Nasta | Dr. Sourabh Patwardhan | Dr. Navneet Toshniwal |
| Cataract in nystagmus | Dr. Rahul Baile | Dr. Jeevan Ladi | Dr. Shirish Thorat |
| My most difficult case | Dr. Manish Sharma | Dr. Himanshu Mehta | Dr. Vijay Shetty |
| My toughest case | Dr. Ridhima Bhagli | Dr. Santosh Bhide | Dr. Manjiri Malekar Oak |

BACK TO
INDEX

Tap on a button
to directly go to
Daywise Index



DAY - 1

DAY - 2

DAY - 3

MIGS & OTHER GLAUCOMA MANAGEMENT OPTIONS

**HALL
B**

**DAY
2**

**Oct
19TH**

10:30 AM TO 11:30 AM

Chairman : Dr. Rajul Parikh
Co Chair : Dr. Manish Shah
Convenor : Dr. Pooja Bhomaj
Moderator : Dr. Shefali Parikh

| No. | Topic | Speaker | Min |
|-----|--|------------------|-----|
| 1 | MIGS: What is the future in the Indian Scenario? | Dr. Rajul Parikh | 12 |
| 2 | Role of SLT - Recent evidence | Dr. Vineet Ratra | 8 |
| 3 | Role of Cyclodestruction in Glaucoma management | Dr. Manish Shah | 8 |

Panel discussion : 32 minutes

Panelists : Dr. Pooja Bhomaj
Dr. Riddhi Shah-Dharia
Dr. Roopali Nerlikar
Dr. Sanket Deshmukh & Speakers

**BACK TO
INDEX**

Tap on a button
to directly go to
Daywise Index



DAY - 1

DAY - 2

DAY - 3

REFRACTIVE SURGERY IN SPECIAL SITUATION

**HALL
C**

**DAY
2**

**Oct
19TH**

10:30 AM TO 11:30 AM

Chairman : Dr. C. M. Wavikar
Co Chair : Dr. Jayant Sarwate
Convenor : Dr. Saurabh Mundhada
Moderator : Dr. Rajesh Joshi
Co moderator : Dr. Ridhima Bhagali

| No. | Topic | Speaker | Min |
|-----|---|-------------------------|-----|
| 1 | CXL Plus | Prof. George Kymionis | 12 |
| 2 | Treating keratoconus beyond CXL | Dr. Jayant Sarwate | 8 |
| 3 | Hyperopic LASIK | Dr. C. M. Wavikar | 8 |
| 4 | Sponsored Talk: Pres - Vu Drops | Dr. Vardhaman Kankariya | 8 |
| 5 | Managing Regression after Refractive Surgery | Dr. Himanshu Matalia | 8 |
| 6 | SMILE for high myopia and thin Cornea - SAFE and VOZE | Dr. Jeevan Ladi | 8 |
| 7 | Post PRK haze: Etiology and management | Dr. Manjiri Malekar Oak | 8 |

**BACK TO
INDEX**

Tap on a button
to directly go to
Daywise Index



DAY - 1

DAY - 2

DAY - 3

OPAI SESSION RULE OF 3



**HALL
D**

**DAY
2**

**Oct
19TH**

10:30 AM TO 11:30 AM

Chairman : Dr. Santosh Honavar
Co Chair : Dr. Milind Naik
Convenor : Dr. Nirav Raichura
Moderator : Dr. Savari Desai

3 Slides, 3 points - Period !

| No. | Topic | Speaker | Min |
|-----|--|-----------------------|-----|
| 1 | Choosing the right type of ptosis surgery | Dr. Nirav Raichura | 4 |
| 2 | Chalazion or Carcinoma ? | Dr. Savari Desai | 4 |
| 3 | Differentiating conjunctival nevus from melanoma | Dr. Santosh Honavar | 4 |
| 4 | The right way of doing lacrimal sac syringing | Dr. Ravindra Vhankade | 4 |
| 5 | How not to miss a case of RB | Dr. Santosh Honavar | 4 |
| 6 | Traumatic optic neuropathy : treat or leave | Dr. Mangesh Dhobekar | 4 |
| 7 | How to choose active treatment Vs observation in a case of TED | Dr. Milind Naik | 4 |
| 8 | Avoiding socket contracture after evisceration for endophthalmitis | Dr. Aditi Watve | 4 |
| 9 | How to reconstitute and store botulinum toxin injection | Dr. Akruti Desai | 4 |
| 10 | Establishing a successful exclusive oculoplasty center | Dr. Anuradha Ayyar | 4 |

**BACK TO
INDEX**

Tap on a button
to directly go to
Daywise Index



DAY - 1

DAY - 2

DAY - 3

INTERESTING CASES

HALL
E

DAY
2

Oct
19TH

10:30 AM TO 11:30 AM

Chairman : DR. SUHAS SONAWANE
Co-chairman : DR. GIRISH GADRE
Converner : DR. VYANKATESH AMBARKAR
Moderator : DR. SHRUTIKA KANKARIA

| No. | Topic | Speaker | Min |
|-----|---|---------------------|-----|
| 1 | MIVS IN EYES UNDERGOING BKP-2(BOSTON TYPE-2) KERATOPROSTHESIS | DR. MANOJ KHATRI | 15 |
| 2 | OFFBEAT OUT LOOK IN DIVERSE VITREORETINAL CHALLENGES | DR. SANTOSH AGRAWAL | 10 |
| 3 | THESE CATARACTS - BETTER TO BE DONE BY VR SURGEON | DR. GIRISH GADRE | 8 |
| 4 | INTERESTING CASES | DR. ABHISHEK DESAI | 8 |
| 5 | INTERESTING CASES | DR. SUHAS SONAWANE | 8 |
| 6 | INTERESTING MACULAR CASES | DR. PIYUSH BANSAL | 8 |
| 7 | INTERESTING CASE | DR. HARSHIT VAIDYA | 5 |

BACK TO
INDEX

Tap on a button
to directly go to
Daywise Index



DAY - 1

DAY - 2

DAY - 3

Insurance
By Dr. Harikrishnan

HALL
F

DAY
2

Oct
19TH

10:30 AM TO 11:30 AM

Dr. Hari Krishnan will take us through the TPA and insurance related issues faced by hospitals and give solutions! There will be panel of experts for threadbare discussion.

Panelist : Dr. Santosh Bhide
Dr. Mandar Paranjpe
Dr. Maneesh Bapaye

BACK TO
INDEX

Tap on a button
to directly go to
Daywise Index



DAY - 1

DAY - 2

DAY - 3

FREE PAPER 9 (VR Uvea 2)

HALL
G

DAY
2

Oct
19TH

10:30 AM TO 11:30 AM

Judges : Dr. Jainendra Rahud
Dr. Apurva Goray
Dr. Venkatesh Ambarkar

| No. | Topic | Speaker | Min |
|-------|--|------------------------------|-----|
| FP86 | Subtenon Versus Peribulbar Anesthesia In Vitreo-Retinal Surgery: A Retrospective Analysis | Dr. Roshani Thakur | 6+2 |
| FP74 | Assessment Of Presentations Of ARMD In A Tertiary Care Centre | Dr. Solu Trupti Mahesh | 6+2 |
| FP162 | The Green Colonizer - An Unexpected Guest! | Dr. Harshal Sahare | 6+2 |
| FP134 | Choroidal Imaging In Vogt - Koyanagi - Harada Disease Using ICGA And Enhanced-Depth Imaging OCT | Dr. Tendulkar Karishma Nitin | 6+2 |
| FP52 | Radio-Diagnosis In Ocular Tuberculosis: Where Are We Today? | Dr. Nikhil Mohanrao Thakre | 6+2 |
| FP119 | Assessment Of The Clinical Profile Of Patients Who Presented With Uveitis At A Tertiary Care Centre. | Dr. Bijlani Madhavi Subhash | 6+2 |
| FP55 | To Study The Clinical Profile Of Patients With VKH In Tertiary Centre In Western Maharashtra. | Dr. Renuka Sarwate | 6+2 |

**BACK TO
INDEX**

Tap on a button to directly go to Daywise Index



DAY - 1

DAY - 2

DAY - 3

RULE OF THREE

**HALL
A**

**DAY
2**

Oct

19TH

11:45 AM TO 12:45 PM

Chairman : Dr. Himanshu Mehta
Co-chairman : Dr. Ajit Hazari
Converner : Dr. Ajay Lohiya
Moderator : Dr. Atul Kadhane
Co moderator : Dr. Vasant Patil

3 Slides, 3 points - Period !

| No. | Topic | Speaker | Min |
|-----|---------------------------|-----------------------|-----|
| 1 | What new am doing | Dr. Gopal Arora | 4 |
| 2 | Subluxated cataract | Dr. Atul Kadhane | 4 |
| 3 | IOL exchange - three tips | Dr. Neha Dholakia | 4 |
| 4 | Soft cataract | Dr. Navneet Toshniwal | 4 |
| 5 | Posterior polar cataract | Dr. Arun Adchitre | 4 |
| 6 | Trifocal IOL - yes or no | Dr. Himanshu Mehta | 4 |
| 7 | Phaco + trab | Dr. Ajit Hazari | 4 |
| 8 | Sealing incision | Dr. Harshul Tak | 4 |
| 9 | SICS IN SMALL PUPIL | Dr. Chetan Ahiwale | 4 |
| 10 | Phaco in floppy iris | Dr. Ragini Parekh | 4 |

**BACK TO
INDEX**

Tap on a button
to directly go to
Daywise Index



DAY - 1

DAY - 2

DAY - 3

**[IC52] -
MANAGING PRIMARY
ANGLE CLOSURE
GLAUCOMA**

**HALL
B**

**DAY
2**

**Oct
19TH**

11:45 AM TO 12:45 PM

Chief Instructor : Dr. Rajul Parikh

| No. | Topic | Speaker | Min |
|------------|--|--------------------|------------|
| 1 | Using recent PACG clinical trials in day to day practice | Dr. Shefali Parikh | 12 |
| 2 | Specific points to consider in medical & Surgical management | Dr. Mazhar Sayed | 12 |

Panel discussion (35 min)

Panelists : Dr. Shefali Parikh
Dr. Mazhar Sayed
Dr. Radhika Sangitrao
Dr. Medha Prabhudesai
Dr. Kunal Nikale

**BACK TO
INDEX**

Tap on a button
to directly go to
Daywise Index



DAY - 1

DAY - 2

DAY - 3

OCULAR SURFACE & CORNEA

HALL
C

DAY
2

Oct
19TH

11:45 AM TO 12:45 PM

Chairman : Dr. Quresh Maskati
Co-chairman : Dr. Sameer Datar
Converner : Dr. Hanumant Bhosale
Co convener : Dr. Anand Deshpande
Moderator : Dr. Nikhil Toshniwal

| No. | Topic | Speaker | Min |
|-----|--|----------------------|-----|
| 1 | Setting up a Dry Eye Clinic | Dr. Himanshu Matalia | 8 |
| 2 | Interpreting Flureoscein Staining of Ocular Surface | Dr. Ajay Kulkarni | 8 |
| 3 | Post LASIK Surgery Dry Eye | Dr. Kareeshma Wadia | 8 |
| 4 | Managing Recurrent Corneal Erosions | Dr. Jagadesh Reddy | 8 |
| 5 | DATS: Innovative Fluorescein Test for Evaluating Lacrimal Gland Function & its Application | Dr. Shweta Agarwal | 8 |
| 6 | Sponsored talk: Blink Meeting (Complete Management of Dry Eye) | Dr. Natasha Pahuja | 6 |

Panel Discussion (14 Mins)

BACK TO
INDEX

Tap on a button
to directly go to
Daywise Index



DAY - 1

DAY - 2

DAY - 3

**[IC8] -
COMPLEX ORBITAL
CASE SCENARIOS - A
MASTERCLASS**

**HALL
D**

**DAY
2**

Oct

19TH

11:45 AM TO 12:45 PM

Orbit is called a Pandora's box unpredictable always. In this instruction course, we try to unravel complex case scenarios in Orbit. The aim is to stimulate the delegates to think critically about how they would respond to challenging clinical scenarios that might realistically be encountered in practice like Trauma, Thyroid Eye Disease, Pediatric Orbital tumors, Venolymphatic Malformations and IGG4 Orbital disease. The speakers are eminent Oculoplasty Surgeons with a huge experience in this field and would like to share better options for management.

Chief Instructor : Dr. Shubha Jhavar

| No. | Topic | Speaker | Min |
|-----|---|----------------------------|-----|
| 1 | Complex Orbital Trauma - Look Beyond | Dr. Shubha Jhavar | 8 |
| 2 | Pediatric Orbital Tumors - Hit Or Miss !! | Dr. Lahane Sumeet Tatyarao | 8 |
| 3 | Thyroid Eye Disease - One Disease Different Faces | Dr. Adit Gupta | 8 |
| 4 | IgG4 Related Orbital Disease - An Update | Dr. Nirav Dilip Raichura | 8 |

**Keynote : Orbital Venolymphatic Malformations
Dr. Santosh Honavar (12-Mins)**

**BACK TO
INDEX**

Tap on a button
to directly go to
Daywise Index



DAY - 1

DAY - 2

DAY - 3

VRSI SESSION - RULE OF 3



**HALL
E**

**DAY
2**

**Oct
19TH**

11:45 AM TO 12:45 PM

Chairman : Dr. Vatsal Parekh
Co-chairman : Dr. Manoj Khatri
Converner : Dr. Sabyasachi Sengupta
Moderator : Dr. Piyush Bansal

3 Slides, 3 points - Period !

| No. | Topic | Speaker | Min |
|-----|--|-------------------------|-----|
| 1 | Tenets of ROP Surgery | Dr. Karobi Lahiri | 3+3 |
| 2 | Tricks and Tips for Successful Results in Bimanual Vitreous Surgery in Prolifertative Diabetic Retinopathy | Dr. Vatsal Parekh | 3+3 |
| 3 | Tips to prevent PVR | Dr. Dhanashree Ratra | 3+3 |
| 4 | Differing Presentations of Post Op Endophthalmitis | Dr. Ashish Vaidya | 3+3 |
| 5 | Nucleus and IOL drop - do's and dont's | Dr. Manoj Khatri | 3+3 |
| 6 | Optimising outcomes in DME-Quicker with Lesser Injections | Dr. Sabyasachi Sengupta | 3+3 |
| 7 | Changing Paradigms Towards Improved Outcomes in Macular Surgery | Dr. Piyush Bansal | 3+3 |
| 8 | Scleral Buckle | Dr. Nitin Prabhudesai | 3+3 |
| 9 | Lamellar Macular Hole | Dr. Anupam Malpani | 3+3 |
| 10 | Beyond the obvious: Unique scenarios in managing aphakia, dangling, and dislocated IOLs | Dr. Srinivas Joshi | 3+3 |

**BACK TO
INDEX**

Tap on a button
to directly go to
Daywise Index



DAY - 1

DAY - 2

DAY - 3

AIOS ARC SESSION

HALL
F

DAY
2

Oct

19TH

11:45 AM TO 12:45 PM

Chairman : Dr. Prashant Bavankule
Co Chair : Dr. Anagha Heroor
Convenor : Dr. Srinivas Joshi

Panelists :

Dr. Santosh Honavar, Dr. TP Lahane, Dr. Ragini Parekh,
Dr. Suhas Haldipurkar, Dr. Himanshu Matalia, Dr. Vineet Ratra

| No. | Topic | Speaker | Min |
|-----|--|--|-----|
| 1 | Choice of Premium IOLs in cataract surgery | Trifocal IOLS : Dr. Ridhima Bhagali EDOF IOLs : Dr. Aniket Patil | 6 |
| 2 | 9D Refraction, 550 pachy, 2.9 mm ACD | Keratorefractive : Dr. Nikhil Nasta Phakic IOL : Dr. Kareeshma Wadia | 6 |
| 3 | Aphakia Management | SF IOLs : Dr. Sayali Gavaskar Retrofixated IOLs : Dr. Harshit Vaidya | 6 |
| 4 | Management of Cataract with POAG | Phaco trab : Dr. Gayatri Hoshing Phaco with MIGS : Dr. Siddharth Kamble | 6 |
| 5 | Myopia Management | Low dose drops : Dr. Pritam Bhujbal DIMS Specs : Dr. Anushri Kaduskar | 6 |
| 6 | Practice Management | A solo practice : Dr. Mangesh Shelke Merger Corporate : Dr. Nikit Sarwate | 6 |

BACK TO
INDEX

Tap on a button
to directly go to
Daywise Index



DAY - 1

DAY - 2

DAY - 3

FREE PAPER 10

(Neuro Ophthalmology)

HALL
G

DAY
2

Oct

19TH

11:45 AM TO 12:45 PM

Judges : Dr. Mayur Morekar
Dr. Jayesh Patil
Dr. Madhuri Valvekar

| No. | Topic | Speaker | Min |
|-------|--|-----------------------------|-----|
| FP205 | Accuracy Of Crescent Sign On B Scan Ultrasonography In Diagnosing Papilledema | Dr. Nidhi Anant Bhosale | 6+2 |
| FP192 | A Tale Of Starry Retina And Headache | Dr. Munde Shital Dnyanoba | 6+2 |
| FP15 | Visual Outcomes After Surgical Removal Of Pituitary Gland Tumors | Dr. Dange Supriya Gopichand | 6+2 |
| FP129 | Mapping The Terrain – Exploring Oct And Visual Field Defects In Pituitary Macroadenoma | Dr. Nikita Rajaram Patil | 6+2 |
| FP177 | Optic Nerve Head Manifestations In Paediatric Leukemia, A Case Series | Dr. Shwetha Venkateswaran | 6+2 |
| FP80 | Pituitary Adenoma Masquerading As Diabetic Third Nerve Palsy | Dr. Aher Priyanka Sangram | 6+2 |
| FP174 | 6 th Nerve Palsy : A Case Series Of Atypical Cases | Dr. Soni Anuj | 6+2 |
| FP117 | Let'S Explore The Dropping Eyelid ... | Dr. Saman Patel | 6+2 |

BACK TO INDEX

Tap on a button to directly go to Daywise Index



DAY - 1

DAY - 2

DAY - 3

MANAGEMENT OF PCR

**HALL
A**

**DAY
2**

**Oct
19TH**

01:00 PM TO 02:00 PM

Chairman : Dr. R. C. Shah
Co-chairman : Dr. Gopal Arora
Converner : Dr. Ajay Sambre
Co Convenor : Dr. Sujata Chahande
Moderator : Dr. Manish Sharma
Co Moderator : Dr. Srinivas Joshi

| No. | Topic | Speaker | Min |
|-----|--|----------------------|-----|
| 1 | PCR - How can we best avoid | Dr. Gopal Arora | 8 |
| 2 | Worst of my PCR | Dr. Sanajy Rasal | 8 |
| 3 | First things first - post PCR what to do | Dr. Shirish Thorat | 8 |
| 4 | Principles of anterior vitrectomy | Dr. Nidhi Patwardhan | 8 |
| 5 | Iris claw implantation - everyone should know | Dr. R. C. Shah | 8 |
| 6 | keynote - IOL scaffold in PCR | Dr. Mahipal Sachdev | 8 |
| 7 | PCR - Perspective of VR surgeon | Dr. Santosh Agarwal | 8 |
| 8 | Sponsored Talk: "Rotational stability " The factor affecting Toric IOLoutcomes | Dr. Sachin Kale | 6 |

**BACK TO
INDEX**

Tap on a button
to directly go to
Daywise Index



DAY - 1

DAY - 2

DAY - 3

ADVANCED IOL SESSION

**HALL
B**

**DAY
2**

Oct

19TH

01:00 PM TO 02:00 PM

Chairman : Dr. Vinayak Deshpande
Co Chair : Dr. Vishwas Birajdar
Convenor : Dr. Sharad Shegaonkar
Moderator : Dr. Sujata Chahande

| No. | Topic | Speaker | Min |
|-----|--|----------------------------|-----|
| 1 | Cataract surgery and choice of IOL in diabetic patients | Dr. Shrutika Kankaria | 7 |
| 2 | True intermediate IOL- Monofocal plus | Dr. Pooja Bhomaj | 6 |
| 3 | " Wider range of focus" for functional intermediate vision - The IOL to choose. | Dr. Siddharth Bokil | 6 |
| 4 | Life begins @33cm with continuous range of vision technology IOL | Dr. Shrutika Kankaria | 6 |
| 5 | My Experience on Aurolab VIVID IOL (Continuous focus IOL). | Dr. Anand Deshpande | 6 |
| 6 | When my patient demand " spectacle independent lifestyle " | Dr. Chandrashekhar Wavikar | 6 |
| 7 | The Magnificent EDOF Toric The Future of Cataract Surgery | Dr. Amit Mahajan | 6 |
| 8 | Naturo- Natural Panfocal Vision | Dr. Sourabh Patwardhan | 6 |
| 9 | New premium IOL with no negative dysphotopsia, halos and glare-spirant autofocus pro | Dr. R. C. Shah | 6 |
| 10 | Early postoperative rotational stability with Adtec lock haptic of " Range Toric" | Dr. Vitthal Satav | 6 |

**BACK TO
INDEX**

Tap on a button
to directly go to
Daywise Index



DAY - 1

DAY - 2

DAY - 3

**RULE OF 3 - TOP
COMPLICATIONS
OF REFRACTIVE
SURGERY (ISRS SESSION)**



**HALL
C**

**DAY
2**

**Oct
19TH**

01:00 PM TO 02:00 PM

Chairman : Dr. Himanshu Matalia
Co Chair : Dr. Meenakshi Bhagali
Convenor : Dr. Natasha Pahuja
Moderator : Dr. Saumil Kothari

3 Slides, 3 points - Period !

| No. | Topic | Speaker | Min |
|-----|---------------------------|-----------------------|-----|
| 1 | Complications of MK LASIK | Dr. Harshul Tak | 6 |
| 2 | Complications of FS-LASIK | Dr. Himanshu Mehta | 6 |
| 3 | Complications of ASA | Dr. Saumil Kothari | 6 |
| 4 | Complications of CXL | Dr. Natasha Pahuja | 6 |
| 5 | Complications of Intacs | Dr. Himanshu Matalia | 6 |
| 6 | Complications of SMILE | Dr. Meenakshi Bhagali | 6 |
| 7 | Complications of ICL | Dr. Rohit Bang | 6 |

**BACK TO
INDEX**

Tap on a button
to directly go to
Daywise Index



DAY - 1

DAY - 2

DAY - 3

**[IC43] -
SIMPLIFYING
STRABISMUS SURGERY**

**HALL
D**

**DAY
2**

**Oct
19TH**

01:00 PM TO 02:00 PM

THE AIM OF THIS COURSE IS TO UNRAVEL THE MYSTERY OF STRABISMUS SURGERY AND DISCUSS WITH THE AUDIENCE THE INTRICACIES OF PLANNING THE SURGERY WELL DO'S AND DON'T S WILL BE PRESENTED BY A TEAM OF EXPERIENCED STRABISMUS SURGEONS. STARTING WITH THE BASIC HORIZONTAL DEVIATIONS TO VERTICAL AND OBLIQUES, WE SHALL MOVE TO COMPLEX STRABISMUS LIKE DUANE'S SYNDROME, BROWN 'S AND SHALL END WITH NYSTAGMUS SURGERY BASICS.

Chief Instructor : Dr. Nikhil Rishikeshi

| No. | Topic | Speaker | Min |
|-----|---------------------------------|------------------------|-----|
| 1 | ESOTROPIA | DR. TEJASWINI KIRPEKAR | 10 |
| 2 | EXOTROPIA | DR. SNEHAL THAKRE | 10 |
| 3 | VERTICAL/RESTRICTIVE STRABISMUS | DR. NIKHIL RISHIKESHI | 10 |
| 4 | PARALYTIC STRABISMUS | DR. RESHMA MEHTA | 10 |
| 5 | NYSTAGMUS | DR. NIKHIL RISHIKESHI | 10 |

Panel Discussion (10-Mins)

**BACK TO
INDEX**

Tap on a button
to directly go to
Daywise Index



DAY - 1

DAY - 2

DAY - 3

**[IC58]
ROP - A BAG
FULL OF TIPS**

**HALL
E**

**DAY
2**

**Oct
19TH**

01:00 PM TO 02:00 PM

This Course Is Designed For The Beginner As Well As The Experienced Practitioner Taking One Through The What, When, How, And Why Of Rop - Tenets Of Examination And Treatment Valuable Tips On Examination Techniques, Documenting Systemic Status, Need For Careful Documentation In An Effort To Avoid Litigations, Case Based Examples Of Fulminant Arop Cases, The Best Form Of Treatment, When To Intervene, How To Monitor, When To Retreat To Avert Major Catastrophies Like Crunch And The Correct Use Of Laser, Antivegf Injections, Combination Treatments, Issues Like Par, And Surgical Strides Will Be Highlighted By An August Panel This Is A Panel Discussion Format

Chief Instructor : Dr. Karobi Lahiri

| No. | Topic | Speaker | Min |
|-----|-------------------------------|--------------------------|-----|
| 1 | Examination | Dr. Sucheta Kulkarni R | 8 |
| 2 | Risk Factors | Dr. Bawankule Prashant K | 8 |
| 3 | Treatment | Dr. Malpani Anupam | 8 |
| 4 | Documenting Systematic Status | Dr. Agashe Prachi | 8 |

**BACK TO
INDEX**

Tap on a button
to directly go to
Daywise Index



DAY - 1

DAY - 2

DAY - 3

MEDICO-LEGAL SYMPOSIUM

**HALL
F**

**DAY
2**

Oct

19TH

01:00 PM TO 02:00 PM

Chairman : Dr. Deshpande A. A.
Co Chair : Dr. Quresh Masketi
Moderator : Dr. Prakash Marathe

| No. | Topic | Speaker | Min |
|-----|--|---------------------|-----|
| 1 | Criminal Law sections under which medical profession can be prosecuted | Dr. Deshpande A. A | 10 |
| 2 | Consequences of Table death in new Criminal Law 2023 | Dr. Quresh Masketi | 10 |
| 3 | Record Keeping in response to new Criminal Law | Dr. Prakash Marathe | 10 |
| 4 | Effects of litigation in new criminal Law on an Ophthalmologist | Dr. Neha Deshpande | 10 |
| 5 | FIR in New Criminal Law | Dr. Viral Shah | 10 |

Panel Discussion: (10 Min)

Panelists : Dr. Deshpande A. A, Dr. Quresh Masketi,

Dr. Prakash Marathe, Dr. Viral Shah, Dr. Neha Deshpande

**BACK TO
INDEX**

Tap on a button
to directly go to
Daywise Index



DAY - 1

DAY - 2

DAY - 3

FREE PAPER 11 (Trauma)

HALL
G

DAY
2

Oct

19TH

01:00 PM TO 02:00 PM

Judges : Dr. Jyotika Mishrikotkar
Dr. Manish Wankhade
Dr. Milind Lotke

| No. | Topic | Speaker | Min |
|-------|---|------------------------------|-----|
| FP198 | Anterior Segment Reconstruction In Ocular Trauma Using Artificial Iris And SFIOL - A Novel Method | Dr. Anant Bhosale | 6+2 |
| FP193 | A Stitch In Time, Saves Nine ! | Dr. Vrushali Balaso Koli | 6+2 |
| FP67 | The Trauma : A Lesson For Life, A Rare Case Of Necrotizing Fasciitis. | Dr. Bisma Shoeb Ansari | 6+2 |
| FP12 | Ocular Firecracker Injuries Management And Prognosis : A Case Series | Dr. Arya Mol VS | 6+2 |
| FP8 | A Study Of Occupational Ocular Trauma | Dr. Rishika Sharma | 6+2 |
| FP28 | Insights Into Eyelid And Periorbital Injuries: A Tertiary Care Perspective On Rural Population | Dr. Shukla Aastha Abhaykumar | 6+2 |
| FP4 | Does The Usage Of Protective Equipment Protect From/Prevent Occupational Ocular Injury | Dr. Deshmukh Pradnya Ashish | 6+2 |

**BACK TO
INDEX**

Tap on a button
to directly go to
Daywise Index



DAY - 1

DAY - 2

DAY - 3

CATCH 22

**HALL
A**

**DAY
2**

**Oct
19TH**

02:15 PM TO 03:15 PM

In this interesting interactive session, various intriguing situations during cataract surgery are shown. The expert panelists as well as audience can take part in the discussion and answer "what will you do in such situation" There will be arguments and counter arguments for taking one path over the other.

Panelists : Dr. Suhas Haldipurkar
Dr. Chitra Ramamurthy
Dr. T. P. Lahane
Dr. Ragini Parekh
Dr. Himanshu Matalia
Dr. Mahipal Sachdev

Moderator : Dr. Sourabh Patwardhan
Dr. Vardhaman Kankaria

Co-ordinator : Dr. Umesh Amrale
Dr. Komal Nitave

**BACK TO
INDEX**

Tap on a button
to directly go to
Daywise Index



DAY - 1

DAY - 2

DAY - 3

GLAUCOMA PROCEDURES : VIDEO BASED SKILL TRANSFER

**HALL
B**

**DAY
2**

**Oct
19TH**

02:15 PM TO 03:15 AM

Chairman : Dr. Mandar Paranjpe
Co Chair : Dr. Tejaswini Walimbe
Convenor : Dr. Kunal Nikale
Moderator : Dr. Gayatri Hoshing
Co moderator : Dr. Ajit Hazari

Glaucoma surgery is always unpredictable and challenging in terms of results. Several aspects need to be dealt with in the postoperative period. Surgical skills and post operative management improve the results. This session will deal with video assisted skill transfer of routinely performed glaucoma surgeries and it's complications along with discussion.

| No. | Topic | Speaker | Min |
|-----|-------------------------------------|-----------------------|-----|
| 1 | Trabeculectomy | Dr. Mandar Paranjape | 10 |
| 2 | Releasble and adjustable suture | Dr. Kunal Nikale | 8 |
| 3 | Bleb revision & needling with MMC | Dr. Archana Vare | 8 |
| 4 | Bleb massage and 5 FU injection | Dr. Janvi shah | 8 |
| 5 | Combined surgery - Phaco/sics +trab | Dr. Tejaswini Walimbe | 8 |
| 6 | Conjunctival/scleral patch graft | Dr. Kalyani | 8 |
| 7 | Tube complication | Dr. Abhijit Tagare | 10 |

**BACK TO
INDEX**

Tap on a button
to directly go to
Daywise Index



DAY - 1

DAY - 2

DAY - 3

MANAGING CHRONIC OCULAR SURFACE DISEASE : THE BEGINNING OF HOPE

HALL
C

DAY
2

Oct
19TH

02:15 PM TO 03:15 PM

Chairman : Dr. Sangeeta Wagh
Co-chairman : Dr. Jagadesh Reddy
Converner : Dr. Ajit Khune
Co convener : Dr. Srigopal Zanwar
Moderator : Dr. Prajakta Dandekar

| No. | Topic | Speaker | Min |
|-----|--|----------------------|-----|
| 1 | SLET: Conjunctivilization is not the end | Dr. Shweta Agarwal | 10 |
| 2 | Lid Margin MMG: Smoothing the Curves | Dr. Swapnil Bhalekar | 10 |
| 3 | Keratoprosthesis: When, How & Why? | Dr. Shweta Agarwal | 10 |
| 4 | Post-Cataract Surgery Irritation and tearing: Is It Truly Dry Eye or something else? | Dr. Swapnil Bhalekar | 10 |

Panel Discussion (20 Mins)

BACK TO
INDEX

Tap on a button
to directly go to
Daywise Index



DAY - 1

DAY - 2

DAY - 3

OCULOPLASTY DILEMMA FOR ALL

HALL
D

DAY
2

Oct

19TH

02:15 PM TO 03:15 PM

Chairman : Dr. Dnyanoba Darade
Co Chair : Dr. Milind Naik
Convenor : Dr. Avinash Funde
Moderator : Dr. Sumeet Lahane

| No. | Topic | Speaker | Min |
|-----|--|--------------------------|-----|
| 1 | Crying eye with cataract | Dr. Avinash Funde | 7 |
| 2 | Drooping eyes with cataract | Dr. Anuradha Ayyar | 7 |
| 3 | Dermatochalasis and fat bags in LASIK patient which one to address first | Dr. Milind Naik | 7 |
| 4 | Blepharitis / chalazion with cataract | Dr. Girish Nehete | 7 |
| 5 | Lagophthalmos with cataract | Dr. Pallavi Dole Khedkar | 7 |
| 6 | Entropion with cataract | Dr. Smita Gavade | 7 |
| 7 | Eyelid spasms with cataract | Dr. Savari Desai | 7 |
| 8 | Retinoblastoma - Chemoreduce or enucleation | Dr. Santosh Honavar | 7 |

BACK TO
INDEX

Tap on a button
to directly go to
Daywise Index



DAY - 1

DAY - 2

DAY - 3

**Uvea Session
MOS - USI Joint**



**HALL
E**

**DAY
2**

**Oct
19TH**

02:15 PM TO 03:15 PM

Chairman : Dr. Parthoprattim Dutta Majumder
Co-chairman : Dr. Ganesh Bhamare
Converner : Dr. Hitesh Sharma
Moderator : Dr. Mayur Moreker

International Key Note Address

Current Concepts in Management of Scleritis - Prof. Peter McCluskey (15 Mins)

National Key Note Address

Biologics in Uveitis - Dr. Parthoprattim Majumder (10 Mins)

Case Based Talks

| No. | Topic | Speaker | Min |
|-----|--|--------------------|-----|
| 1 | Post Fever Uveo-retinal Sequelae | Dr. Maneesh Bapaye | 3+3 |
| 2 | Intraocular Lymphoma in the Young | Dr. Mayur Moreker | 3+3 |
| 3 | Neuro-retinitis | Dr. Ganesh Bhamare | 3+3 |
| 4 | Bilateral Acute Dispersion of Iris Pigment | Dr. Hitesh Sharma | 3+3 |

**BACK TO
INDEX**

Tap on a button
to directly go to
Daywise Index



DAY - 1

DAY - 2

DAY - 3

**[IC6] -
Basics Of Financial
Management, Mutual Funds,
Retirement & Insurance**

**HALL
F**

**DAY
2**

**Oct
19TH**

02:15 PM TO 03:15 PM

We, ophthalmologists do not have enough understanding and knowledge about finances and are taken for a ride by agents. We are under constant stress about our finances and retirement. In this course we will give a basic to intermediate level presentation on the psychology, understanding and how one can go about all this. We will also cover in brief about mutual funds, retirement planning and health/life insurance. The presentation will have a liberal use of images, charts etc for ease of understanding. This IC will be useful for all: a novice and also somebody who is doing all this. There will be a free flow of Q&As.

Chief Instructor : Prof. Agarwal Manojkumar J.

Chairperson : Dr. Jignesh Taswala

| No. | Topic | Speaker | Min |
|-----|---|----------------------------------|-----|
| 1 | Basics & Psychology of investments and saving | Prof. Agarwal Manojkumar J. | 8 |
| 2 | Mutual Funds | Prof. Agarwal Manojkumar J. | 8 |
| 3 | Retirement Planning | Dr. Modi Rohit | 8 |
| 4 | Health Insurance | Dr. Purva Valvekar Date | 8 |
| 5 | Life Insurance | Dr. Priyanka Prabhakar Dhaytadak | 8 |

Panel Discussion (10-Mins)

**BACK TO
INDEX**

Tap on a button
to directly go to
Daywise Index



DAY - 1

DAY - 2

DAY - 3

FREE PAPER 12

(Community,
Miscellaneous)

HALL
G

DAY
2

Oct
19TH

02:15 PM TO 03:15 PM

Judges : Dr. Usha Johri
Dr. Umesh Rewanwar
Dr. Ketaki Bhat

| No. | Topic | Speaker | Min |
|-------|--|-------------------------------|-----|
| FP127 | Perception Of Facial Asymmetry In Marital Choice: An Exploration Of Squint Influence | Dr. Tejas Veerendra Atnoor | 6+2 |
| FP143 | Study On Knowledge, Awareness And Practices Of Eye Donation In Students Of A Medical College | Dr. Nikhil Darade | 6+2 |
| FP66 | Eye Donation:Knowledge, Beliefs, Awareness, And Willingness Among Ambulance Drivers In Central India | Dr. Joshi Rajesh S | 6+2 |
| FP68 | Ocular Manifestations In Patients Of Chronic Kidney Disease Attending Tertiary Care Center. | Dr. Romik Sorum | 6+2 |
| FP170 | Clinical study of Nonstrabismic Binocular Vision Anomalies(NSBVA) in patients with asthenopia | Dr. Shweta Mangesh Paricharak | 6+2 |
| FP72 | Is There Any Corelation Between CCT And Axial Length In Myope, Hypermetrope, Emmetrope? | Dr. Solu Trupti Mahesh | 6+2 |
| FP93 | Analysis Of Retinal Nerve Fiber Layer In HIV - Positive Adult Patient Therapy (HAART) Using OCT | Dr. Atharva Pandurang Shelar | 6+2 |
| FP185 | Dream Come True Unveiling The Potential Of Dream OCT : A Revolution In Ophthalmic Imaging | Dr. Pahuja Kishore | 6+2 |

**BACK TO
INDEX**

Tap on a button
to directly go to
Daywise Index



DAY - 1

DAY - 2

DAY - 3

CATARACT DEBATES

**HALL
A**

**DAY
2**

**Oct
19TH**

03:30 PM TO 04:30 PM

Chairman : Dr. Umesh Revanwar
Co-chairman : Dr. Vivek Motewar
Converner : Dr. Vidyasagar Chougule
Moderator : Dr. Nikhil Nasta
Co Moderator : Dr. Geetanjali Sharma

| No. | Topic | Speaker | Min |
|-----|--|--|-----|
| 1 | POST REFRACTIVE SURGERY EYE: wants glasses independence: (EDOF / TRIFOCAL / MONOFOCAL with monovision) | EDOF: Dr. Aarti Heda Trifocal: Dr. Mukesh Paryani Monofocal: Dr. Gopal Arora | 9 |
| 2 | IFIS in Cataract surgery: No device vs Hooks vs ring | No device: Dr. Vijay Shetty Ring: Dr. Nidhi Patwardhan Hooks: Dr. Rohit Bang | 9 |
| 3 | TORIC IOL: Conventional Marking vs Marking with Smartphone vs Markerless system | Conventional: Dr Sanjay Rasal Smartphone: Dr Swapnil Kothari Markerless: Dr Ajit Hazari | 9 |
| 4 | Planned Trifocal IOL with 0.8D WTR astigmatism: toric Trifocal / Non toric Trifocal with no LRI / Non toric Trifocal with LRI | Toric Trifocal : Dr. Jayant Sarwate Non Toric Trifocal Dr. Himanshu Mehta Non Toric with LRI Dr. Suhas Haldipurkar | 9 |
| 5 | Black Cataract: Phaco vs Femto-Phaco vs SICS | Phaco: Dr. Saumil Kothari Femto: Dr Mahipal Sachdev SICS: Dr. Quresh Maskati | 9 |

**BACK TO
INDEX**

Tap on a button
to directly go to
Daywise Index



DAY - 1

DAY - 2

DAY - 3

GSI SESSION : RULE OF 3



**HALL
B**

**DAY
2**

Oct

19TH

03:30 PM TO 04:30 PM

Chairman : Dr. Medha Prabhudesai
Co Chair : Dr. Sandeep Nagvekar
Convenor : Dr. Roopali Nerlikar
Moderator : Dr. Manish Shah

3 Slides, 3 points - Period !

| No. | Topic | Speaker | Min |
|-----|--|-----------------------|-----|
| 1 | Measuring IOP | Dr. Rucha kothadia | 3 |
| 2 | Optic disc evaluation | Dr. Medha Prabhudesai | 3 |
| 3 | Visual Field evaluation | Dr. Mandar Paranjpe | 3 |
| 4 | OCT evaluation for early glaucoma | Dr. Roopali Nerlikar | 3 |
| 5 | Screening for Glaucoma pre-Keratotrefractive surgery | Dr. Sandeep Nagvekar | 3 |
| 6 | Starting medical management | Dr. Rajul Parikh | 3 |
| 7 | Decision making in cataract + Glaucoma | Dr. Shefali Parikh | 3 |
| 8 | Glaucoma valves | Dr. Manish Shah | 3 |
| 9 | Patient selection for MIGS | Dr. Pooja Bhomaj | 3 |
| 10 | Ruling out mimickers | Dr. Mazhar Sayed | 3 |
| 11 | Advising SLT | Dr. Susheel Deshmukh | 3 |

Audience interaction 15 minutes

**BACK TO
INDEX**

Tap on a button
to directly go to
Daywise Index



DAY - 1

DAY - 2

DAY - 3

ADVANCED REFRACTIVE LENTICULE PROCEDURES

HALL
C

DAY
2

Oct

19TH

03:30 PM TO 04:30 PM

Chairman : Dr. Mahipal Sachdev
Co Chair : Dr. Chitra Ramamurthy
Convenor : Dr. Niteen Dedhia
Moderator : Dr. Vardhaman Kankariya
Co moderator : Dr. Sachin Kale

| No. | Topic | Speaker | Min |
|-----|--|-------------------------|-----|
| 1 | SMILE | Dr. Vardhaman Kankariya | 8 |
| 2 | CLEAR | Dr. Chitra Ramamurthy | 8 |
| 3 | ATOS | Dr. C. M. Wavikar | 8 |
| 4 | Sponsored Talk : SILK | Dr. Niteen Dedhia | 8 |
| 5 | Sponsored Talk: (Bausch and Lomb) Extended Range of Vision with LUXSMART Pure Refractive Optics | Dr. Smitesh Shah | 6 |
| 6 | Circle brings back the smile | Dr. Sheerin Sonawane | 8 |

Keynote : Complication Management in lenticule Surgery

Dr. Mahipal Sachdev - 12 mins

Panel Discussion (15 Minutes)

**BACK TO
INDEX**

Tap on a button
to directly go to
Daywise Index



DAY - 1

DAY - 2

DAY - 3

[IC45]
**Clearing The Fog:
Navigating Ocular Surface
Neoplasia From Diagnosis
To Recovery**

**HALL
D**

**DAY
2**

Oct

19TH

03:30 PM TO 04:30 PM

Ocular surface squamous neoplasia (OSSN) is a spectrum of pre-cancerous and cancerous lesions of the conjunctival epithelium. OSSN can be diagnosed clinically and if promptly treated, can achieve complete cure. This instruction course aims to provide comprehensive guidance about the specific clinical pointers for the clinical diagnosis, imaging (mainly AS OCT), surgical management with the "no touch technique", overview of the topical chemotherapy and discussion about the advanced cases with locoregional spread. The course will end with the discussion about the FA"P"Qs (Frequently Asked "Practical" Questions) and myths associated with the management protocols for OSSN. At the end of the course, the delegates will be well versed in the diagnosis and management of OSSN.

Chief Instructor : Dr. Aditi Parag Watve

| No. | Topic | Speaker | Min |
|-----|--|----------------------------|-----|
| 1 | Clinical pointers of OSSN | Dr. Aditi Parag Watve | 8 |
| 2 | Imaging modalities for OSSN - additional tool for diagnosis in the armamentarium | Dr. Lahane Sumeet Tatyarao | 8 |
| 3 | "No touch technique"- the correct way to surgically "touch" an OSSN case | Dr. Desai Savari | 8 |
| 4 | Topical chemotherapy for OSSN | Dr. Akruti Desai | 8 |
| 5 | Tackling the advanced cases with locoregional spread | Dr. Adit Gupta | 8 |
| 6 | FA"P"Qs- (Frequently Asked "Practical" Questions) | Dr. Aditi Parag Watve | 5 |

**Keynote : Identifying the OSSN masquerades
Dr. Santosh Honavar (10-Mins)**

**BACK TO
INDEX**

Tap on a button
to directly go to
Daywise Index



DAY - 1

DAY - 2

DAY - 3

SURGICAL RETINA

HALL
E

DAY
2

Oct
19TH

03:30 PM TO 04:30 PM

Chairman : Dr. Devendra Venkatramani
Co-chairman : Dr. Mandar Jogalekar
Converner : Dr. Siddharth Pawar
Moderator : Dr. Anant Bhosale

KEY NOTE ADDRESS

| | | | |
|---|---|--------------------|----|
| 1 | TRICS TO MANAGE INTRAOP COMPLICATIONS DURING VR SURGEIES | DR. SRINIVAS JOSHI | 15 |
|---|---|--------------------|----|

INVITED FACULTY

| | | | |
|---|--|------------------------------|----|
| 2 | INADEQUATTE CAPSULAR SUPPORT- CURRENT OPTIONS | DR. DEVENDRA VENKATRAMANI | 10 |
|---|--|------------------------------|----|

L.O.C.

| | | | |
|---|--|------------------------|---|
| 3 | PCR AND DROPPED NUCLEUS MAN- AGEMENT | DR. SIDDHARTH PAWAR | 8 |
| 4 | POST-OP ENDOPHTHALMITIS FIRST AID AND COUNCELLING | DR. KETAN JATHAR | 8 |

DEBATE

| | | | |
|---|---|----------------------|---|
| 5 | VITRECTOMY FOR ENDOPHTHALMITIS I USE SIL OIL | DR. SACHIN KABRA | 6 |
| | V/S I DON'T USE SIL OIL | DR. MANDAR JOGALEKAR | 6 |

VIDEO LOC

| | | | |
|---|--|-------------------------|---|
| 6 | TECNNIQUE OF AC TAP / PST KENA- COR/INTRAVITREAL INJECTIONS | DR. VYANKATESH AMBARKAR | 6 |
|---|--|-------------------------|---|

BACK TO
INDEX

Tap on a button
to directly go to
Daywise Index



DAY - 1

DAY - 2

DAY - 3

**[IC34] -
Changing Trends
Of Practice Management**

**HALL
F**

**DAY
2**

**Oct
19TH**

03:30 PM TO 04:30 PM

The practice paradigm has changed from small single solo practitioner to corporate and chain hospitals in last couple of years and more over the new generation doesn't want to go through the hassles of management of hospital but still we need to get adapted to the new systems and with lot of new government medical colleges coming up there is a trend to be in secure set up of public health or medical education. This IC will take into account the over all changing trends and what would be future of practice pattern and is the solo practitioner going to survive and hoe to go with positive note at beginning, or what problems are faced by second generation and on long term basis the doctor owned practice is better or corporate owned are better, which will help for new comers as well as mid life consultants for going into amalgamation or to follow some different business model.

Chief Instructor : Dr. Ambekar M. D.

| No. | Topic | Speaker | Min |
|-----|--|---------------------------|-----|
| 1 | Changing Trends of Practice Management | Dr. Ambekar M. D. | 8 |
| 2 | Starting the Practice on Positive Note " The Key for Success" | Dr. Motewar Vivek V. | 8 |
| 3 | Future of Small and Medium Set up | Dr. Bhide Santosh S. | 8 |
| 4 | Challenges faced by second Generation | Dr. Quresh B. Maskati | 8 |
| 5 | Government Job Life time Security Myth or Fact | Dr. Chahande Sujata S. | 8 |
| 6 | Doctor Owned or Corporate Owned Practice Kya Hai Right Choice | Dr. (Mrs.) Usha A. Johari | 8 |

Panel Discussion (5-Mins)

Our experience of group LASIK practice - Dr. Ajit Khune (8 Mins)

**BACK TO
INDEX**

Tap on a button
to directly go to
Daywise Index



DAY - 1

DAY - 2

DAY - 3

HIDE PARK 7

(Ped Ophthal +
Squint + Neuro)

HALL
G

DAY
2

Oct

19TH

03:30 PM TO 04:30 PM

Chairman : Dr. Sambhaji Rodge
Dr. Shubhangi Sathe

| No. | Topic | Speaker | Min |
|-------|--|------------------------------|-----|
| FP140 | Study Of Incidence And Risk Factors Of Retinopathy Of Prematurity In A Tertiary Care Hospital | Dr. Harsha Singh | 4+1 |
| FP178 | A Study Of Retinopathy Of Prematurity In Preterm & High Risk Neonates At A Tertiary Care Centre | Dr. Patil Kaustubh Sunil | 4+1 |
| FP49 | A Wonder Gadget - Orthoptek | Dr. Dhawale Ashish Shankar | 4+1 |
| FP53 | Strabismus Symphony : A Case Series On Third Nerve Palsy | Dr. Sweta Anil Ghorpade | 4+1 |
| FP181 | Study Of Clinical Presentations And Investigations In Cases Of Non-Glaucomatous Optic Neuropathies | Dr. Disha Mrityunjay Dodwad | 4+1 |
| FP182 | Interplay Of The Crosswiring : An Unconventional Wink | Dr. Shamli Ashokrao Raut | 4+1 |
| FP180 | Vertical Nystagmus: A Cause For Concern? | Dr. Divya Vaidya | 4+1 |
| FP14 | Bilateral Non Arteritic Anterior Ischaemic Optic Neuropathy (Naion) : A Rare Case Scenario | Dr. Kanchan Prakash Wankhede | 4+1 |
| FP194 | A Double Attack Of Duanes | Dr. Nikita Andhale | 4+1 |
| FP43 | Ganglion Cell Loss In Psychoactive Substance Abuse(Tobacco & Alcohol) | Dr. Umesh Lachhiram Rathod | 4+1 |

BACK TO INDEX

Tap on a button to directly go to Daywise Index



DAY - 1

DAY - 2

DAY - 3

**[IC 54] -
A BEAUTIFUL CATARACT
SURGERY DONE AND YET
PATIENT IS NOT HAPPY**

**HALL
A**

**DAY
2**

Oct

19TH

04:30 PM TO 05:30 PM

Cataract surgery with iol implantation is usually a visually gratifying surgery, yet sometimes the patient feels that something was not right especially when he develops some of the symptoms listed below. Common postoperative problems include flashes and floaters due to posterior vitreous detachment, reduced vision due to cystoid macular edema, problems of foreign body sensation and grittiness due to dry eye and sometimes headache due to rise in iop. Sometimes when the refraction is done there can be a refractive surprise. These problems often create a mismatch between the patients expectations and a good surgical outcome. In this IC we shall discuss these common post cataract surgery problems, how to reduce their incidence and their management.

Chief Instructor : Dr. Rakesh Shah D.

| No. | Topic | Speaker | Min |
|-----|---|-----------------------------|-----|
| 1 | Keynote: When not to use Premium IOL | DR. T. P. LAHANE | 8 |
| 2 | Severe headache for the patient and the doctor | DR. SHAH MANISH S. | 8 |
| 3 | "Machhar" and "chamak" | DR. VAIDYA ASHISH R. | 8 |
| 4 | "Khatakna" after cataract surgery | DR. SADHANA VAIDYA | 8 |
| 5 | My vision was fantastic one day after the surgery and 1 month later is dull (8 - Mins) | DR. AGRAWAL SANTOSH HANUMAN | 8 |
| 6 | "Chashme ka number " after cataract | DR. NAGVEKAR SANDEEP S | 8 |

**BACK TO
INDEX**

Tap on a button
to directly go to
Daywise Index



DAY - 1

DAY - 2

DAY - 3

QUIZ

**HALL
B**

**DAY
2**

**Oct
19TH**

04:30 PM TO 05:30 PM

MOS will be hosting an exciting interactive quiz with keypad system (probably for the first time in MOS). There will be elimination rounds and top 5 will be selected for final round on the stage. Get ready for an exciting power-packed learning experience

Host and Quiz Master : Dr. Vardhaman Kankariya
Dr. Jignesh Taswala

**BACK TO
INDEX**

Tap on a button
to directly go to
Daywise Index



DAY - 1

DAY - 2

DAY - 3

CORNEAL PROCEDURES YOU MUST KNOW PART 2

**HALL
C**

**DAY
2**

**Oct
19TH**

04:30 PM TO 05:30 PM

Chairman : Dr. Himanshu Matalia
Co-chairman : Dr. Ajay Kulkarni
Converner : Dr. Chetan Kharkande
Co convener : Dr. Deepa Mohole
Moderator : Dr. Kunjal Sejpal

| No. | Topic | Speaker | Min |
|-----|---|--------------------------|-----|
| 1 | Corneal Tatoeing & Anterior Stromal Puncture | Dr. Nidhi Bhosale | 10 |
| 2 | Pterygium excision + CAG | Dr. Nisha Chauhan | 10 |
| 3 | Tackling Eyelid Challenges in Corneal Surface Disorders | Dr. Adit Gupta | 10 |
| 4 | Hydrops | Dr. Parmeshwar Kahalekar | 10 |

Panel Discussion: (20 Mins)

**BACK TO
INDEX**

Tap on a button
to directly go to
Daywise Index



DAY - 1

DAY - 2

DAY - 3

NEUROPTHALMOLOGY RULE OF 3

**HALL
D**

**DAY
2**

**Oct
19TH**

04:30 PM TO 05:30 PM

Chairman : DR. SWATI PHULJHELE
Co Chair : DR. MILIND KILLEDAR
Convenor : DR. NIKHIL RISHIKESHI
Moderator : DR. MADHAVI BIJLANI

3 Slides, 3 points - Period !

| No. | Topic | Speaker | Min |
|-----|---|-----------------------|-----|
| 1 | CASE BASED MANAGEMENT OF OPTIC NEURITIS | DR. SWATI PHULJHELE | 12 |
| 2 | NERVE PALSIES-CLINICAL DIAGNOSIS AND MANAGEMENT | DR. JITENDRA JETHANI | 12 |
| 3 | ACQUIRED NYSTAGMUS - CORELATION OF NYSTAGMUS WITH BRAIN | DR. NIKHIL RISHIKESHI | 5 |
| 4 | OPTIC ATROPHY | DR. HEMANT ANASPURE | 5 |
| 5 | FIELDS IN NEUROPTHALMOLOGY | DR. MADHAVI BIJLANI | 5 |
| 6 | ONE AND HALF SYNDROME | DR. MANISH WANKHEDE | 5 |
| 7 | FRONTIERS IN NEUROPTHALMOLOGY | DR. MILIND KILLEDAR | 5 |

**BACK TO
INDEX**

Tap on a button
to directly go to
Daywise Index



DAY - 1

DAY - 2

DAY - 3

**[IC12] -
UWF RETINAL IMAGING: NEED
OF THE HOUR, COMPARISON
OF AVAILABLE TECHNOLOGIES**

**HALL
E**

**DAY
2**

**Oct
19TH**

04:30 PM TO 05:30 PM

With the availability of UWF Imaging technology diagnosis & management of Vitreoretinal diseases is becoming more precise & predictable . The far peripheral retina which was hereto not available to be imaged and documented is now under our purview adding a new dimension to our diagnostic & management approach. However as with any newer technology there is always a scepticism regarding its true value in day to day practice. In this IC senior Vitreoretinal consultants who are currently using different UWF technologies in their individual practices will highlight practical benefits of using these technologies in day to day practice & will guide the attendees in choosing the technologies they would like to pursue.

Chief Instructor : Dr. Nitin Parbhudesai

| No. | Topic | Speaker | Min |
|-----|--|---------------------------|-----|
| 1 | Colour, Redfree & Choroidal UWF imaging with Optos technology | Dr. Nitin Prabhudesai | 8 |
| 2 | UWF Autofluorescence imaging with Optos technology | Dr. Saswade Manoj R. | 8 |
| 3 | Mirante technology by Nidek | Dr. Bawankule Prashant K. | 8 |
| 4 | UWF technology comparison between Optos & Heidelberg Spectralis | Dr. Bhomaj Sharad S. | 8 |
| 5 | Combined UWF Retinal imaging with UWF OCT - how it is changing my perspectives of Retinal Diseases | Dr. Parikh Vatsal | 8 |

Panel Discussion (10 Mins)

**BACK TO
INDEX**

Tap on a button
to directly go to
Daywise Index



DAY - 1

DAY - 2

DAY - 3

Life Beyond Ophthalmology

HALL
F

DAY
2

Oct

19TH

04:30 PM TO 05:30 PM

Chairman : Dr. Ragini Parekh
Co Chair : Dr. Harshul Tak
Convenor : Dr. Geetanjali Sharma
Moderator : Dr. Radhika Paranjpe

| No. | Topic | Speaker | Min |
|-----|--|-------------------------|-----|
| 1 | Fly high - My New Hobby Paramotoring | Dr. Milind Killedar | 8 |
| 2 | A glimpse.. Disease beyond body: How I saw through Sanskrut, Bhagwadgeeta & poetry | Dr. Manjiri Malekar Oak | 8 |
| 3 | Life beyond Ophthalmology | Dr. Hanumant Bhosale | 8 |
| 4 | In pursuit of happiness | Dr. Suhas Sarawade | 8 |
| 5 | Life beyond Ophthalmology | Dr. Anuj Soni | 8 |
| 6 | Life beyond Ophthalmology : Nurturing the Hobbies | Dr. Prasad Walimbe | 8 |

BACK TO
INDEX

Tap on a button
to directly go to
Daywise Index



DAY - 1

DAY - 2

DAY - 3

HIDE PARK 8 (VR + Uvea)

**HALL
G**

**DAY
2**

Oct

19TH

04:30 PM TO 5:30 PM

**Chairman : Dr. Madhuri Valvekar
Dr. Manjunath Patil**

| No. | Topic | Speaker | Min |
|-------|--|-----------------------------|-----|
| FP51 | RD sx doesn't meant to be expensive & prolonged | Dr. Sunitee Rout | 4+1 |
| FP26 | Stitching Vision Together : CMTFlex Foldable Secondary IOL-A Sewing Machine for Iridodialysis Repair | Dr. Sanskriti Prasad | 4+1 |
| FP113 | Insight into Dengue's Sting: Unveiling Rare Ocular Complications | Dr. Anjali Vitthal Joshi | 4+1 |
| FP207 | To compare efficacy and safety of post.subtenon steroid & Intravitreal AntiVEGF avastin in DME | Dr. Riya Singhal | 4+1 |
| FP7 | Clinical study of HbA1C and Diabetic retinopathy in Type 2 diabetes mellitus patients | Dr. Beniware Sadik Mohammad | 4+1 |
| FP69 | Vasculitis, due to ? | Dr. Aman Dalal | 4+1 |
| FP60 | Correlation between CRP & severity of Diabetic Retinopathy in patients of Type 2 diabetes mellitus | Dr. Shreya Anand Paldiwal | 4+1 |
| FP145 | When the snow settles, the vision improves | Dr. Amod Ahuja | 4+1 |
| FP168 | Choroidal vascularity index (CVI) in patients With syphilitic uveitis | Dr. Radhika Sriram | 4+1 |

**BACK TO
INDEX**

Tap on a button
to directly go to
Daywise Index



DAY - 1

DAY - 2

DAY - 3



Dr. Suhas Sarawade



DAY
3

Oct

20TH

**3D OCULOPLASTY SHOW
BY DR. MILIND NAIK**

**HALL
D**

**DAY
3**

Oct

20TH

08:00 AM TO 09:00 AM

| | | |
|-----------|---|--------------------------|
| Chairman | : | Dr. Kashinath Choudhary |
| Co Chair | : | Dr. Pallavi Dole Khedkar |
| Convenor | : | Dr. Aditi Watve |
| Moderator | : | Dr. Shubha Jhavar |
| Presenter | : | Dr. Milind Naik |

**3D OCULOPLASTY
SHOW**

- **Pre Registration for the show is complimentary but mandatory**

**BACK TO
INDEX**

Tap on a button
to directly go to
Daywise Index



DAY - 1

DAY - 2

DAY - 3

**[IC7] -
Tackling Challenging Situation
During Phacoemulsification
Surgery**

**HALL
A**

**DAY
3**

**Oct
20TH**

09:00 AM TO 10:00 AM

This is a very unique and interactive ic .there will be no didcatic lectures and no power point presentation. only video base course. In this ic chief instructor will be presenting series of short 1 to 2 minute videos of unique challinging situations during phacosurgery that every phaco surgen encounter on day to day basis. Then each co instructor in the panel will be explaining the plan regarding how she/he will tackle such situation, active audience participation is also wellcome. Then finally chief instrcture will be showing how he actually managed that situation in remmaining 2 to 3 minutes video. We will be showing such 12 to15 interesting short videos of difficult situation during phaco surgery for panel discussion and audience interaction. This ic will certainly improve the decision making capability of young ophthalmologist while handling difficult situations during phaco surgery .

Chief Instructor : Dr. Sonawane Suhas

| No. | Topic | Speaker | Min |
|-----------------|---|------------------------|-----|
| 1 | Tacklling challenging situation during phacoemulsification | Dr. Sonawane Suhas | 10 |
| 2 | Tacklling challenging situation during phaco | Dr. Vaishali Lalit Une | 8 |
| 3 | Tackling challenging situation during phacoemulsification surgery | Dr. Rakesh Shah D. | 8 |
| 4 | Tacklling challenging situation during phaco | Dr. Amit Mahajan | 8 |
| 5 | Tackling challenging situation during phaco | Dr. Shon Chinchole | 8 |
| 6 | Tacklling challenging situation during phaco | Dr. Bang Rohit | 8 |
| Sponsered Talks | | | |
| 7 | New generation cataract planning | Dr. Kishor Pahuja | 6 |
| 8 | ZEISS Cataract workflow - Efficiency without compromise | Dr. Amit Mahajan | 6 |

**BACK TO
INDEX**

Tap on a button to directly go to Daywise Index



DAY - 1

DAY - 2

DAY - 3

MOS Awards

**HALL
B**

**DAY
3**

**Oct
20TH**

08:30 AM TO 10:00 AM

| | | |
|--------------|---|---------------------------------------|
| Chairman | : | Dr. Santosh Agrawal |
| Co chairman | : | Dr. Shirish Thorat |
| Moderator | : | Dr. Vardhaman Kankariya |
| Co-moderator | : | Dr. Aditi Watve |
| Convener | : | Dr. Atul Kadhane, Dr. Mandar Paranjpe |
| Co convener | : | Dr. Viral Shah, Dr. Shon Chinchole |

**BACK TO
INDEX**

Tap on a button
to directly go to
Daywise Index



DAY - 1

DAY - 2

DAY - 3

**[IC35] -
CORNEAL RESCUE
PROCEDURES**

**HALL
C**

**DAY
3**

**Oct
20TH**

09:00 AM TO 10:30 AM

The course will encompass a comprehensive array of topics essential for mastering surgical procedures in corneal ophthalmology. Beginning with the introduction to corneal scraping and staining methods, simplified approaches using Trypan Blue for diagnosis without the need for a microbiologist will be explained. In - depth discussions will cover the management of corneal thinning and perforations in both infective and non - infective contexts, exploring various surgical interventions such as tectonic anterior chamber maintaining techniques like amniotic membrane transplantation, and tenon's patch grafting. Additionally, there will be learning about the indications and follow-up protocols for corneal patch grafting, ensuring the clarity of patient selection and long- term monitoring for optimal outcomes. This holistic approach aims to equip learners with the skills and knowledge necessary to confidently navigate the complexities of corneal surgery and patient care.

Chief Instructor : Dr. Prajakta Dandekar

| No. | Topic | Speaker | Min |
|-----|---|-----------------------|-----|
| 1 | How to read corneal scraping at my centre? Red and Blue to the rescue | Dr. Prajakta Dandekar | 8 |
| 2 | Glue to the rescue: TA BCL indications and applications | Dr. Wagh Sangeeta | 8 |
| 3 | Amniotic membrane to the rescue: techniques and tips | Dr. Purvasha Narang | 8 |
| 4 | Tenons patch graft: often the first and right choice | Dr. Kavita Rao | 8 |
| 5 | Corneal patch graft: desperate measures | Dr. Quresh B. Maskati | 8 |

Panel Discussion (10 Mins)

**BACK TO
INDEX**

Tap on a button
to directly go to
Daywise Index



DAY - 1

DAY - 2

DAY - 3

**[IC23] -
STRABISMUS -
AN EASY APPROACH**

**HALL
D**

**DAY
3**

**Oct
20TH**

09:00 AM TO 10:00 AM

A CASE OF STRABISMUS IS FEARED BY THE PG STUDENTS AS WELL AS GENERAL OPHTHALMOLOGIST. THE PURPOSE OF THIS INSTRUCTION COURSE IS TO TEACH THE BASICS IN AN EASY AND SIMPLIFIED WAY SO AS TO AVOID THIS FEAR. IT WILL COMPRISE OF VISION EVALUATION AND REFRACTION IN A PATIENT WITH STRABISMUS, MOTOR EXAMINATION AND SENSORY EXAMINATION OF STRABISMUS AND TIPS FOR THE BEGINNER SQUINT SURGEON.

Chief Instructor : Dr. Snehal Thakre

| No. | Topic | Speaker | Min |
|-----|---|---------------------|-----|
| 1 | VISION EVALUTION AND REFRACTION IN A STRABISMUS PATIENT | DR. SUNAINA MALIK | 10 |
| 2 | MOTOR EXAMINATION IN CASE OF STRABISMUS | DR. SNEHAL THAKRE | 10 |
| 3 | SENSORY EXAMINATION IN A CASE OF STRABISMUS | DR. VAISHALI UNE | 10 |
| 4 | STRABISMUS SURGERY FOR BEGINNERS | DR. HEMANT ANASPURE | 10 |
| 5 | PSEUDOSTRABISMUS - KEYNOTE | DR. ABHA KANADE | 10 |

Panel Discussion (10-Mins)

**BACK TO
INDEX**

Tap on a button
to directly go to
Daywise Index



DAY - 1

DAY - 2

DAY - 3

**[IC26] -
CHALLENGES IN
POSTERIOR UVEITIS**

**HALL
E**

**DAY
3**

Oct

20TH

09:00 AM TO 10:00 AM

This course focuses on case based discussion on various posterior uveitic situations by experienced uvea / retina specialists which has relevance to all practising ophthalmologists. It will be interactive with audience participation to clear their doubts.

Chief Instructor : Dr. Bhomaj Sharad S.

| No. | Topic | Speaker | Min |
|-----|--------|-----------------------|-----|
| 1 | CASE 1 | DR. SAMYAK MULKUTKAR | 8 |
| 2 | CASE 2 | DR. MAYUR R. MOREKER | 8 |
| 3 | CASE 3 | DR. BHOMAJ SHARAD S | 8 |
| 4 | CASE 4 | DR. SOMASHEILA MURTHY | 8 |
| 5 | CASE 5 | DR. SAMANT PREETAM | 8 |

Panel Discussion (10 Mins)

**BACK TO
INDEX**

Tap on a button
to directly go to
Daywise Index



DAY - 1

DAY - 2

DAY - 3

LEADERSHIP DEVELOPMENT PROGRAM

HALL
F

DAY
3

Oct
20TH

09:00 AM TO 11:15 AM

Chairman : Dr. S. B. Kelkar
Co Chair : Dr. Santosh Bhide
Convenor : Dr. Geetanjali Sharma
Moderator : Dr. Harish Raichur

Keynote Address : Dr. S. B. Kelkar (8 Mins)

| No. | Topic | Speaker | Min |
|-----|--|-----------------------|-----|
| 1 | मन की बात | Dr. Santosh Agrawal | 7 |
| 2 | "Using organisation to create impact in community" | Dr. Santosh Bhide | 7 |
| 3 | Leading LOC MOSCON | Dr. Harish Raichur | 7 |
| 4 | Leadership Beyond Ophthalmology | Dr. Geetanjali Sharma | 7 |
| 5 | Failure is your best teacher | Dr. Radhika Paranjape | 7 |

- Presentations by selected Participants : 6 min each + 2 min discussion
- Extempore speech competition for participants or Debate : 30 to 35 min
- Concluding session : 15 min Distribution of certificates and medals

**BACK TO
INDEX**

Tap on a button
to directly go to
Daywise Index



DAY - 1

DAY - 2

DAY - 3

Free Paper Final

**HALL
G**

**DAY
3**

Oct

20TH

09:00 AM TO 10:00 AM

Judges : Dr. Quresh Maskati
Dr. Anagha Heroor
Dr. Uma Pradhan
Dr. Sabyasachi Sengupta

**BACK TO
INDEX**

Tap on a button
to directly go to
Daywise Index



DAY - 1

DAY - 2

DAY - 3

HYDE PARK 9 (Cornea + Ref + Surface)

**HALL
HEADSET
HALL**

**DAY
3**

Oct

20TH

09:00 AM TO 10:00 AM

**Chairman : Dr. Dilip Shirsikar
Dr. Nitin Shah**

| No. | Topic | Speaker | Min |
|-------|--|-----------------------------------|-----|
| FP103 | A Cross Sectional Analytical Study Of Corneal Endothelium In Myopic Adults | Dr. Shivali Gadewar | 4+1 |
| FP161 | Study Of Corneal Endothelial Changes & Central Corneal Thickness In Patients With Ckd | Dr. Aditi | 4+1 |
| FP184 | A study of corneal collagen crosslinking in patients of keratoconus coming in health care center | Dr. Maitri Ghanshyambhai Suhagiya | 4+1 |
| FP149 | Study on the Clinical Profile of Dry Eye following Topical Phacoemulsification | Dr. Diksha Garg | 4+1 |
| FP123 | Assessment Of Ocular Surface & Tear Film Status In Patients On Topical Antiglaucoma Therapy | Dr. Jayshri Pandhre | 4+1 |
| FP20 | To study management of complications after pterygium excision by conjunctival autograft | Dr. Mrudula Kolhe | 4+1 |
| FP63 | Outcomes of pterygium surgery : Sutures Vs Platelet Rich Plasma in fixing conjunctival Autograft | Dr. Snehal Chalak | 4+1 |

**BACK TO
INDEX**

Tap on a button
to directly go to
Daywise Index



DAY - 1

DAY - 2

DAY - 3

HIDE PARK 9 (Cornea + Ref + Surface)

**HALL
HEADSET
HALL**

**DAY
3**

Oct

20TH

09:00 AM TO 10:00 AM

| No. | Topic | Speaker | Min |
|-------|---|--------------------------|-----|
| FP186 | Study of astigmatism before & after Nasal pterygium excision | Dr. Archana Yadav | 4+1 |
| FP165 | Effect of Cyclosporine A on refractive outcomes & epithelial remodeling post TG- LASIK | Dr. Smitha Shyam Kumar | 4+1 |
| FP27 | Correction of pre - existing astigmatism - effect of OCCI combined with Astigmatic keratotomy | Dr. Shital Pundlik Kadam | 4+1 |
| FP33 | Clearing the Myopic Maze: Navigating ICL Complications | Dr. Diksha Milind Pande | 4+1 |
| FP57 | Comparison of astigmatic changes after pterygium removal with different methods. | Dr. Neha Sanjay Narkhede | 4+1 |
| FP35 | Vision Transformation: Reshaping Visual Acuity in High Myopes | Dr. Mohnish Nayak | 4+1 |

**BACK TO
INDEX**

Tap on a button
to directly go to
Daywise Index



DAY - 1

DAY - 2

DAY - 3

**[IC 17] -
WHAT THE HELL IS
EDOF ?**

**HALL
A**

**DAY
3**

**Oct
20TH**

10:15 AM TO 11:15 AM

EDOF or extended depth of focus IOLs are a new breed of premium IOLs. They are supposedly better than trifocals and will soon replace multifocal and trifocals...but is that so? Let's find out from the experts from their experiences with different EDOF IOLs. Personal data of achieved results as well as aberrometric data will also be discussed. The Instruction course will also discuss options for different case scenarios. Which Lens is chosen by experts for the particular cases will be discussed. It is a very practical and interactive course.

Chief Instructor : Dr. Sourabh Patwardhan

| No. | Topic | Speaker | Min |
|-----|--|------------------------|-----|
| 1 | Optical principles and categories of EDOF IOLs | DR. SOURABH PATWARDHAN | 8 |
| 2 | Aberrometric profiles of different EDOFs | DR. AMIT MAHAJAN | 6 |
| 3 | Real life experience using different EDOFs | DR. DESHPANDE NITIN S. | 6 |
| 4 | Choosing between Trifocal and EDOF | DR. SHON CHINCHOLE | 5 |
| 5 | Unsatisfied patients after EDOF: is it possible? | DR. PATWARDHAN NIDHI S | 5 |
| 6 | Let's discuss case based choices | DR. SOURABH PATWARDHAN | 20 |
| 7 | Sponsored Talk: What is real EDOF | DR. SOURABH PATWARDHAN | 6 |

**BACK TO
INDEX**

Tap on a button
to directly go to
Daywise Index



DAY - 1

DAY - 2

DAY - 3

International & National Heroes of MOS

**HALL
B**

**DAY
3**

**Oct
20TH**

10:15 AM TO 11:15 AM

Maharashtra Ophthalmological Society (MOS) would like to recognize esteemed MOS members who have achieved exceptional academic award / achievement at national and international scale from September 2023 till September 2024, with National and International Hero of MOS award. This will recognize achievers and encourage our members to perform their best at national / International stage.

| | | |
|--------------|---|-------------------------|
| Chairman | : | Dr. Santosh Agrawal |
| Co chairman | : | Dr. Shirish Thorat |
| Moderator | : | Dr. Vardhaman Kankariya |
| Co-moderator | : | Dr. Aditi Watve |
| Convener | : | Dr. Atul Kadhane |
| Co convener | : | Dr. Viral Shah |

**BACK TO
INDEX**

Tap on a button
to directly go to
Daywise Index



DAY - 1

DAY - 2

DAY - 3

LENS BASED REFRACTIVE SURGERY

HALL
C

DAY
3

Oct
20TH

10:15 AM TO 11:15 AM

Chairman : Dr. Jeevan Ladi
Co Chair : Dr. R. C. Shah
Convenor : Dr. Anil Singh
Moderator : Dr. Mukesh Paryani

| No. | Topic | Speaker | Min |
|-----|--|-------------------------|-----|
| 1 | Size does matter, solving the puzzle of ICL sizing | Dr. Himanshu Matalia | 8 |
| 2 | Phakic IOL - current options | Dr. Anil Singh | 8 |
| 3 | Post ICL cataract Surgery | Dr. Chitra Ramamurthy | 8 |
| 4 | Role of Refractive Lens Exchange | Dr. Jeevan Ladi | 8 |
| 5 | Panfocal IOL as refractive tool | Dr. R. C. Shah | 8 |
| 6 | Phakic IOL in challenging cases | Dr. Mukesh Paryani | 8 |
| 7 | Sponsored - Biotech Eyecryl Phakic IOL | Dr. Vardhaman Kankariya | 6 |
| 8 | Sponsored Talk: Optiflex trio- what makes Optiflex trio a wonder trifocal : My experience | Dr. Mukesh Paryani | 6 |

**BACK TO
INDEX**

Tap on a button
to directly go to
Daywise Index



DAY - 1

DAY - 2

DAY - 3

Shark Tank

**HALL
D**

**DAY
3**

Oct

20TH

10:15 AM TO 11:15 AM

**Panelists : Dr. Quresh Maskati, Dr. Suhas Haldipurkar,
Dr. Sunaina Malik**

Moderator : Dr. Sumeet Lahane & Dr. Aarti Heda

| No. | Topic | Speaker | Min |
|-----|--|---------------------------|-----|
| 1 | Intrastromal contact lens for Pseudophakic Bullous Keratopathy & cosmeses | Dr. Pankaj Lande | 6 |
| 2 | The Success Story of a Novel Prechopper - A cake walk for All Cataracts | Dr. Sohel Irfan Mohd Khan | 6 |
| 3 | Automated visco delivery a boon for the complicated ant. Segment Surgeries | Dr. Santosh Agrawal | 6 |
| 4 | IOL cutter and forcep | Dr. Neha Dholakia | 6 |
| 5 | Moxifloxacin wonder drug | Dr. R. C. Shah | 6 |

**BACK TO
INDEX**

Tap on a button
to directly go to
Daywise Index



DAY - 1

DAY - 2

DAY - 3

**[IC2] -
Ocular Trauma 360 Degree -
Expert Guided Complete
Coverage**

**HALL
E**

**DAY
3**

**Oct
20TH**

10:15 AM TO 11:15 AM

Though unfortunate, ocular trauma is a relatively common condition encountered in our routine practice. So everyone must be updated with the current ocular trauma management principles. This instruction course is designed in such a way to cover the complete and in-detail evaluation of uncomplicated as well as complicated ocular trauma situations and provide practically useful management pearls. Additionally, recent advances in the management of ocular and adnexal trauma will be discussed during the course. At the end of this instruction course, participants will be more confident and comfortable handling ocular trauma cases.

Chief Instructor : Dr. Dhobekar Mangesh

| No. | Topic | Speaker | Min |
|-----|---|---------------------------------|-----|
| 1 | Approach to a case of Eyelid and Adnexal Injuries | Dr. Dhobekar Mangesh | 8 |
| 2 | Approach to a case of Corneal Tear | Dr. Mahesh Sonpethkar | 8 |
| 3 | Approach to a case of Scleral Tears and IOFB | Dr. Abhishek Desai | 8 |
| 4 | Approach to a case of Traumatic Cataract | Dr. Prasanna Vijaykumar Aradhya | 8 |
| 5 | Approach to a case of Traumatic Optic Neuropathy | Dr. Patil Jayesh Suresh | 8 |

**BACK TO
INDEX**

Tap on a button
to directly go to
Daywise Index



DAY - 1

DAY - 2

DAY - 3

Video Finals

HALL
G

DAY
3

Oct

20TH

10:15 AM TO 11:15 AM

Judges : Dr. Rajesh Joshi
Dr. Vaishali Une
Dr. Manoj Sasawade
Dr. A. A. Deshpande

**BACK TO
INDEX**

Tap on a button
to directly go to
Daywise Index



DAY - 1

DAY - 2

DAY - 3

**[IC 20] -
DOUBLE TROUBLE
MANAGING THE DOUBLE
CHALLENGE OF CATARACT
WITH COMORBIDITIES !!**

**HALL
A**

**DAY
3**

**Oct
19TH**

11:30 AM TO 12:30 PM

This is a video based Course , which will cover many dilemmas in various aspects of cataract surgery along with co-morbidities in challenging situations like Cataract with glaucoma, Cataract with Diabetic Retinopathy, Cataract in Post Refractive Surgery Eyes, Cataract in Uveitic eyes, Cataract in post vitrectomy / Silicon Filled eyes to improve visual outcomes. We will present the scientific approach taken by the speakers in the given situation, weighing the other options available & the possible outcomes. We will also have an interesting panel discussion on some unique cases and how we can best handle them. The speakers will be discussing practical tips in the given situations giving the delegates an excellent insight into the right options available.

Chief Instructor : Dr. Anagha Heroor

| No. | Topic | Speaker | Min |
|-----|---|--------------------------|-----|
| 1 | Hitting Emmetropia : Cataract in Post Refractive Surgery Eyes | DR. HEROOR ANAGHA A. | 8 |
| 2 | Balancing Pressure with Vision : Managing Cataract with Glaucoma | DR. SHAH MANISH S. | 8 |
| 3 | Challenges of Recurrent Inflammation : Managing Cataract in Uveitic Eyes | DR. NAGVEKAR SANDEEP S. | 8 |
| 4 | Dilemmas in Diabetics: Managing Cataract with Diabetic Retinopathy ! | DR. VAIDYA ASHISH R. | 8 |
| 5 | Deep Down Dilemmas: Managing Cataract in Post Vitrectomised / Silicon Filled Eyes!! | DR. HALDIPURKAR SUHAS S. | 8 |

Panel Discussion: (10 min)

**BACK TO
INDEX**

Tap on a button
to directly go to
Daywise Index



DAY - 1

DAY - 2

DAY - 3

**[IC 37] -
BUSTING SMALL
PUPIL PHOBIA**

**HALL
B**

**DAY
3**

**Oct
20TH**

11:30 AM TO 12:30 PM

Small pupil is a big challenge while doing cataract surgery, this ic will guide how to deal with small pupil, various co instructor with varied years of experience will share tips and tricks. which may comprise of small pupil anatomy and different types and causes of small pupil. surgical technique with and without use of pupil expansion devices. surgical tips for handling small uveitic pupil and small pupil with floppy iris and intraoperative miosis.

Chief Instructor : Dr. Shon Chinchole

| No. | Topic | Speaker | Min |
|-----------------|--|------------------------------|-----|
| 1 | Need to know about small pupil | Dr. Purohit Subodh | 8 |
| 2 | Small pupil ..tips for using various pupil expansion devices | Dr. Shon Chinchole | 8 |
| 3 | Small pupil cataract surgery with out use of any pupil expansion devices | Dr. Rahul Bahekar | 8 |
| 4 | Dealing with uveitic small pupil | Dr. Manish Samadhan Wankhade | 8 |
| 5 | Dealing with uveitic small pupil | Dr. Dhake Praful Vishnu | 8 |
| Sponsored Talks | | | |
| 6 | Delivering desired result with Trifocal IOLs | Dr. Viraj Pradhan | 6 |
| 7 | Uncompromised surgical performance with my Phaco & microscope platforms | Dr. Shahnawaz Kazi | 6 |

Panel Discussion 10 min

**BACK TO
INDEX**

Tap on a button to directly go to Daywise Index



DAY - 1

DAY - 2

DAY - 3

[IC24] - KERATOCONUS CONUNDRUMS

HALL
C

DAY
3

Oct
20TH

11:30 AM TO 12:30 PM

Keratoconus is characterized by progressive corneal thinning with resultant irregular astigmatism and myopia. In spite of the massive technological advancements in the diagnosis and management of Keratoconus, there is still a palpable discrepancy in the preferred practice protocols for treatments. This instruction course attempts to provide a comprehensive overview of the current diagnostic and therapeutic modalities of keratoconus and provide an insight into the systematic and practical treatment options.

Chief Instructor : Dr. Wagh Sangeeta

| No. | Topic | Speaker | Min |
|-----|--|-----------------------------|-----|
| 1 | Diagnosis of Keratoconus | Dr. Ridhima Bhagali | 8 |
| 2 | Curtailing the Cone : Laser based & Standard Cross linking Protocols | Dr. Reshma Raghunath Ranade | 8 |
| 3 | Phakic IOLs in Keratoconus : Know the When and the How | Dr. Kavita Rao | 8 |
| 4 | Planning a Refractive surgery LASIK : When not plan | Dr. Wagh Sangeeta | 8 |
| 5 | Corneal transplants and Stromal Augmentation Procedures | Dr. Pranav Dattaram More | 8 |

Panel Discussion (10 Mins)

**BACK TO
INDEX**

Tap on a button
to directly go to
Daywise Index



DAY - 1

DAY - 2

DAY - 3

LOC SESSION

**HALL
D**

**DAY
3**

Oct

20TH

11:30 AM TO 12:30 PM

Chairman : Dr. S B Kelkar
Co chair : Dr. Harish Raichur
Convenor : Dr. Girish Ingle
Moderator : Dr. Sharadchandra Joshi

| No. | Topic | Speaker | Min |
|-----|---|----------------------|-----|
| 1 | Phacoemulsification - Tips for Beginners | Dr. Kshama Kadam | 10 |
| 2 | Phacoemulsification - Clips and Tips | Dr. Veerendra Atnoor | 10 |
| 3 | Tale of Pseudopterygium - Multiple Approaches, When & How? | Dr. Nikhil Toshniwal | 10 |
| 4 | Tissue adhesive - Boon for corneal perforations | Dr. Tanwangee Joag | 10 |
| 5 | Simplified method of Silicon intubation in DCR | Dr. Ravi Vhankade | 10 |

**BACK TO
INDEX**

Tap on a button
to directly go to
Daywise Index



DAY - 1

DAY - 2

DAY - 3

STUDENT OF THE YEAR

HALL
E

DAY
3

Oct

20TH

11:30 AM TO 12:30 PM

Judges : Dr. Nayana Potdar
: Dr. Sujata Chahande
: Dr. Archana Vare
Dr. Rajesh Joshi

STUDENT OF THE YEAR 2024

Student of the year (SOTY) is a Golden opportunity for the Ophthalmology Post Graduates in MOSCON Solapur To showcase their talent in Ophthalmology & Beyond. The student of the year (SOTY).

It is a "Talent Hunt" to discover the Best.

An initiative to identify the student who stands apart from The rest! Who knows you may be the

"STUDENT OF THE YEAR 2024"

BACK TO
INDEX

Tap on a button
to directly go to
Daywise Index



DAY - 1

DAY - 2

DAY - 3

[IC 19] - Low Vision Aids – A Ray Of Hope For Visually Impaired

**HALL
F**

**DAY
3**

Oct

20TH

11:30 AM TO 12:30 PM

There are an estimated 4.95 million people blind (0.36% of the total population), 35 million people visually impaired (2.55%). Low vision though not categorized as blindness per se, has enormous social and economic implications in terms of economic loss and loss of productivity. Reports indicate that only 3% of all blind and visually impaired children in developing countries have access to basic low vision care. The major limitations are lack of emphasis on low vision in existing eye care programme, non-availability of good quality low vision training programs. To tackle this problem, it is very necessary to carry out low vision instruction courses. It will cover introduction, various causes, assessment, discussion about various optical and non-optical devices, setting up low vision clinic and measures to improve the access to low vision services. Thus early management and provision of aids will help them cope with their daily needs as well as social needs

Chief Instructor : Dr. Deshpande Rahul D.

| No. | Topic | Co-instructor | Time |
|-----|------------------------------------|------------------------------|------|
| 1 | Introduction to low vision aids | Dr. Dole Kuldeep S | 8 |
| 2 | Assessment of low vision | Dr. Mangiraj Varsha V | 8 |
| 3 | OPTICAL AND NON OPTICAL AIDS | Dr. Deshpande Rahul D | 8 |
| 4 | Recent advances in low vision aids | Dr. Kamble Sidharth Arjunrao | 8 |
| 5 | Setting up low vision clinic | Dr. Shilpa Sonarkhan | 8 |
| 6 | Smart Vision Glasses | Dr. Quresh Mashkati | 8 |

Panel Discussion (10 Mins)

**BACK TO
INDEX**

Tap on a button
to directly go to
Daywise Index



DAY - 1

DAY - 2

DAY - 3

EYE KABBADI

**HALL
A**

**DAY
3**

**Oct
20TH**

12:30 PM TO 02:00 PM

Hosts : Dr. Manoj Khatri & Dr. Viral Shah

Jury :

| | |
|------------------------------|---------------------------|
| Dr. Quresh Maskati | Dr. Santosh Bhide |
| Dr. Prakash Kankariya | Dr. S. B. Kelkar |
| Dr. Santosh Agrawal | Dr. Harish Raichur |

Eye Kabaddi - Eye Kabaddi is an innovative, educative, entertaining and exciting session. It involved 2 teams of 7 players each. One of them will be a 'star player'. Each team sends a raider and other team sends a defender. They present their best videos. Jury comprising of 7 senior ophthalmologists will give their choices for best presenter. The points will be added to each team! The winner of previous round has to send the raider who will present first before other teams defender. For star players, each team will send their star player to defend against each other. The star player will get twice the marks as compared to other players. The team with maximum marks is declared winner !

TEAMS

| Team Red | Team Blue |
|--------------------------------------|--------------------------------|
| Coach - Dr. Chitra Ramamurthy | Coach - Dr. Milind Naik |
| Dr. Jagadesh Reddy (c) | Dr. Srinivas Joshi (c) |
| Dr. Shirish Thorat | Dr. Jeevan Ladi |
| Dr. Manoj Saswade | Dr. Anagha Heroor |
| Dr. Rohit Bang | Dr. Sharad Bhomaj |
| Dr. Atul Kadhane | Dr. Sourabh Patwardhan |
| Dr. Reshma Mehta | Dr. Nikhil Toshniwal |



Lunch followed by Valedictory function



**BACK TO
INDEX**

Tap on a button
to directly go to
Daywise Index



DAY - 1

DAY - 2

DAY - 3

PAINTINGS FROM MOS PAINTING CONTEST ON OCCASION OF EYE DONATION FORTNIGHT



**Dr. Sakshi Bagadia
(1st Prize)**



**Dr. Vaishali Phadke
(2nd Prize)**



**Dr. Vishakha Kashid
(3rd Prize)**



Dr. Sakshi Bagadia



Dr. Shweta Bhide



Dr. Sheetal Solunke

Physical - Posters

| Abs No | Title | Chief Author |
|--------|---|------------------------------|
| EP7 | Eyewitness Crisis: Battling Vision Loss in the wake of Retina Surgery and Sympathetic Ophthalmia. | Dr. Purva Valvekar Date |
| EP21 | Frontalis Flap advancement surgery for Congenital ptosis | Dr. RENGE NITIN JAGANNATHRAO |
| EP32 | Optic Atrophy as a diagnostic presentation of Wolfram Syndrome | Dr. Yellambkar Snehalata |
| EP47 | Macular Edema As A Presenting Feature Of Acute Lymphoblastic Leukemia | Dr. CHAUREWAR AKASH KESHAV |
| EP50 | Surgically induced astigmatism in MSICS : Blessing in disguise . | Dr. Dixit Madhuri |
| EP57 | Understanding Drug induced angle closure glaucoma | Dr. Rajeshree Patil |
| EP72 | Bowman's layer transplantation: Chasing new horizons in advanced keratoconus | Dr. Poorva Kher |
| EP81 | Case report- Interface fluid Syndrome - a potential complication post smile surgery. | Dr. Pranju Tadas |
| EP85 | Clinical profile and management outcome of Retinoblastoma eyes presenting with orbital cellulitis | Dr. Vrushali Shende |
| EP87 | Dry eye in Children - Prevalence and Risk Factors in a Hospital Based Study | Dr. Thakre Snehal R |
| EP95 | SEROPREVALENCE OF HIV INFECTIONS AMONG CATARACT SURGERY PATIENTS IN SOUTH - EAST | Dr. Sonali Rawal |
| EP110 | An atypical presentation of sympathetic ophthalmia following blunt trauma by insect | Dr. Priyanka Jadhav |

BACK TO INDEX

Tap on a button to directly go to Daywise Index



DAY - 1

DAY - 2

DAY - 3

| Abs No | Title | Chief Author |
|--------|--|------------------------------|
| EP111 | YAG suture lysis - beyond glaucoma! | Dr. Saurabh Subhash Gadiya |
| EP113 | Cry for tears -An early Ophthalmic manifestation in Allgrove (Triple A) syndrome. | Dr. Fatema Lokhandwala |
| EP114 | The Gliptin Horror: Confronting Cicatrizing Conjunctivitis | Dr. Tejas Veerendra Atnoor |
| EP122 | OCT based novel biomarkers for choroidal neovascular membrane (CNVM) | Dr. Nikita Rajaram Patil |
| EP129 | Silent retina.. Boiling choroid: An unusual case of hypertensive choroidopathy | Dr. TENDULKAR KARISHMA NITIN |
| EP131 | Lost and found yet not relieved | Dr. Nishita Beke |
| EP132 | Nd YAG laser cystotomy for Primary Iris Cyst | Dr. Rujuta Sapkal |
| EP156 | Clinical profile, management and visual outcomes in patients having small pupil with cataract. | Dr. Shreeya Mashelkar |
| EP160 | Prompt treatment saved the uveitis eye | Dr. Fatema Lokhandwala |
| EP161 | PIGMENTED CONJUNCTIVAL INCLUSION CYST - CONTAINING HAIR ! | Dr. MUDRA ANAND PURANIK |
| EP175 | Long term follow up of COVID - 19 associated mucormycosis | Dr. Abhidnya Surve |

BACK TO INDEX

Tap on a button to directly go to Daywise Index



DAY - 1

DAY - 2

DAY - 3



Dr. Shubha Jhavar

E - Posters

| Abs No | Title | Chief Author |
|--------|--|-----------------------------|
| EP1 | Beyond Retina in Sjogren-Larsson Syndrome | Dr. Mihir paranjpe |
| EP2 | Thyphoid makes the macula go white ! | Dr. Deshmukh Pradnya Ashish |
| EP3 | A case of combined branch retinal artery and branch retinal vein occlusion | Dr. Anuksha Sanjay Shinde |
| EP4 | POST - OPERATIVE PANOPHTHALMITIS | Dr. BENIWALE SADIK MOHAMMAD |
| EP5 | AN UNUSUAL LOCATION OF LENS ! | Dr. RISHIKA SHARMA |
| EP6 | A CASE STUDY OF DIABETIC PAPILOPATHY IN A PATIENT WITH TYPE 1 DIABETES MELLITUS | Dr. Mansi Madhukar Rangari |
| EP8 | A case of bilateral chronic serous elevation at posterior pole | Dr. Arya mol VS |
| EP9 | A case of Conjunctival Intraepithelial Neoplasia (CIN) with Pigmentation in an immunocompetent female | Dr. Arya mol VS |
| EP10 | A clinically presentation of adult onset ocular Toxoplasmosis without neurological involvement. | Dr. KALE TUSHAR SHAMSUNDAR |
| EP11 | Title :- Lipemia Retinalis – Window for hypertriglyceridemia and diabetes mellitus | Dr. Rahul Washimkar |
| EP12 | Embracing Heights: Overcoming MED in Pediatric Patients | Dr. ANJALI VITTHAL JOSHI |
| EP13 | A CASE STUDY OF BILATERAL CENTRAL RETINAL VEIN OCCLUSION (CRVO) IN HIV PATIENT | Dr. DANGE SUPRIYA GOPICHAND |
| EP14 | A unique case report of a patient with isolated Chronic Progressive External Ophthalmoplegia (CPEO) | Dr. Emad Khwaja |
| EP15 | A case report of Blepharophimosis - Ptosis Epicanthus inversus syndrome & Stimulus Deprived Amblyopia. | Dr. Samruddhi sanjay jain |

BACK TO INDEX

Tap on a button to directly go to Daywise Index



DAY - 1

DAY - 2

DAY - 3

| Abs No | Title | Chief Author |
|--------|---|---------------------------------|
| EP16 | A Rare case of Hypertensive Retinopathy with HELLP Syndrome | Dr. Chauhan Lalitkumar Rajkumar |
| EP17 | A typical case of Optic Neuritis. | Dr. Aishwarya Kumar |
| EP18 | OPEN GLOBE INJURY : TRAUMATIC IRON ROD EYE INJURY : A CASE REPORT | Dr. Habil Shabbir Doctor |
| EP19 | An atypical case of Postoperative Chronic Uveitis with Post inflammatory Glaucoma | Dr. KOHPARE SAURABH SUNIL |
| EP20 | MANAGEMENT OF EXPOSURE KERATITIS IN CRITICALLY ILL PATIENTS | Dr. Shreya Anand Paldiwal |
| EP22 | ARN - Dread or treat | Dr. Sunitee Rout |
| EP23 | A rare case report of atypical finding of choroidal rupture caused by blunt eye trauma. | Dr. Mohini Anil Kukade |
| EP24 | A rare case of persistent tunica vasculosa lentis | Dr. Mrudula Koihe |
| EP25 | A rare case report of Axenfield Rieger syndrome with unconventional presentation. | Dr. Vishakha Kashid |
| EP26 | Retinal Resurgence: The Gas-Fueled Dance of Pneumoretinopathy | Dr. Sweta Anil Ghorpade |
| EP27 | Primary Surgical management in patients with Lenticular injury and traumatic Glaucoma. | Dr. Bakare Prachi Nilraj |
| EP28 | A Rare Case Report of Congenital Cataract in X - linked Chondrodysplasia Punctata Type 2. | Dr. Darshana Jagdish Mantri |
| EP29 | A Case Report of Right eye severe dry eye with amblyopia with myopia | Dr. Trishala Jagannath Wadhwa |
| EP30 | Finding Closure - Solving the Narrow Angle Dilemma | Dr. RHISHIKESH DESHPANDE |

BACK TO INDEX

Tap on a button to directly go to Daywise Index



DAY - 1

DAY - 2

DAY - 3

| Abs No | Title | Chief Author |
|--------|---|------------------------------|
| EP31 | Unlocking the Mystery: A Unique Case Study of Myelin Oligodendrocyte [MOG] - Associated Disorder. | Dr. Vaishnavi Deshmukh |
| EP33 | Oops Jack is out of the box : A case report | Dr. DIKSHA MILIND PANDE |
| EP34 | The Air Bubble Signs in Small Incision Lenticule Extraction (SMILE) | Dr. KRUTIKA JEEVAN LADI |
| EP35 | Unilateral Best disease : A rare presentation. | Dr. Kanchan prakash wankhede |
| EP36 | Fish like scale around eyes - Cicatricial ectropion in lamellar ichthyosis | Dr. Nilesh balu bagul |
| EP37 | A Report of a 11 year old Patient with Ophthalmomyiasis Externa managed with Mechanical removal | Dr. Rhutuja Bramhankar |
| EP38 | Familial Gaze into the Abyss : Chronic Progressive External Ophthalmoplegia Unveiled | Dr. ANJALI VITTHAL JOSHI |
| EP39 | Vision Restored, Successful Management of Traumatic Central Corneal Tear and Cataract : A Case Report | Dr. Mohnish Nayak |
| EP40 | Computer Vision Syndrome: An ophthalmic pathology of the modern era | Dr. Samiksha Suresh Bhagat |
| EP41 | female collodion baby with ophthalmic involvement - a rare case report | Dr. SHREYAL VINAYAK KOLI |
| EP42 | A Rare case of isolated infantile conjunctival hemangioma in young male. | Dr. SHREYAL VINAYAK KOLI |
| EP43 | PREVALENCE OF REFRACTIVE ERROR IN SCHOOL CHILDREN IN PCMC AREA | Prof. RUPALI AMALE |
| EP44 | Insights Into Choroidal Granuloma : Unraveling Causes and Clinical Considerations | Dr. Siddhi Thakur |
| EP45 | Medical management of Ocular Surface Squamous Neoplasm (OSSN) | Dr. Snehal chalak |

BACK TO INDEX

Tap on a button to directly go to Daywise Index



DAY - 1

DAY - 2

DAY - 3

| Abs No | Title | Chief Author |
|--------|--|-----------------------------|
| EP46 | STARGARDT'S DISEASE - CASE STUDY OF A RARE PRESENTATION | Dr. Priyanka Ashok Wankhede |
| EP48 | LIMBAL STEM CELLS DEFICIENCY – CASE STUDY OF A RARE PRESENTATION | Dr. Priyanka Ashok Wankhede |
| EP49 | A CASE REPORT OF PATIENT WITH CORNEAL FISTULA MANAGED WITH PENETRATING KERATOPLASTY | Dr. Shruti Surendra Jadhav |
| EP51 | A study of serum sodium and potassium levels in senile cataract patients versus normal control. | Dr. Harshal Sahare |
| EP52 | Every pink is not cute | Dr. Sunitee Rout |
| EP53 | Exploring the cosmic odyssey of a lone maggot in the infant orbit: worm in the medial canthus. | Dr. Pooja singh |
| EP54 | Major role of topical chemotherapy in treatment of Ocular Surface squamous neoplasia. | Dr. Aayushi Ramesh Daga |
| EP55 | A needle in a haystack : A rare case report of the basal cell carcinoma in a young patient. | Dr. Pooja singh |
| EP56 | Blepharo-cheilo-dontic (BCD) Syndrome | Dr. Sonali Rawal |
| EP58 | A rare case of Loa Loa in the subconjunctival space in a nonendemic region. | Dr. Simran |
| EP59 | Bilateral choroidal tubercles in a case of disseminated tuberculosis | Dr. Mehendi Nagda |
| EP60 | A case report of Dacryodenitis of the right eye | Dr. Neha Sanjay Narkhede |
| EP61 | Resolution of Orbital Pseudotumor related Proptosis n Vision Impairment with IV methylprednisolone | Dr. Sneha Gulabrao Kapgate |
| EP62 | TALE OF CRYING EYES : Successful surgical treatment of Lower lid paralytic Ectropion in bells palsy | Dr. Sneha Gulabrao Kapgate |

**BACK TO
INDEX**

Tap on a button
to directly go to
Daywise Index



DAY - 1

DAY - 2

DAY - 3

| Abs No | Title | Chief Author |
|--------|---|----------------------------|
| EP63 | Foveal burn due to Disco laser exposure treated with Topical NSAIDs, Steroids and Vitamin C | Dr. Apurva Ranjalkar |
| EP64 | An interesting case of Serpiginous Choroiditis | Dr. Nikita Andhale |
| EP65 | AN UNUSUAL CASE OF INFLAMMATORY TERRIEN'S MARGINAL DEGENERATION WITH PSEUDO PTERYGIUM | Dr. SHUBHAM GATTANI |
| EP66 | An Unusual Case of Phlyctenular kerato conjunctivitis in a patient with Staphylococcal blepharitis. | Dr. SURABHI KUMAR |
| EP67 | Ophthalmic findings in a case of Osteogenesis Imperfecta : A case report | Dr. Pranav Dattaram More |
| EP68 | A Case - Incidental apnea occurred during operating on 6 month old baby. | Dr. DHAWALE ASHISH SHANKAR |
| EP69 | Case of autoimmune corneal ulcer treated with Gunderson conjunctival flap+ AM graft+ steroids | Dr. Ruchita Kaie |
| EP70 | A Case of Cavernous Sinus Hemangioma with Proptosis and Pancytopenia | Dr. Advait Warang |
| EP71 | Ocular Toxoplasmosis | Dr. Rutuja Patil |
| EP73 | Paracentral Acute Middle Maculopathy - An often overlooked Retinal Vascular Insufficiency. | Dr. Simran |
| EP74 | A rare case - Effect of electric current on retina. | Dr. DHAWALE ASHISH SHANKAR |
| EP75 | Prevalence of Retinopathy of Prematurity (ROP) and its severity levels at a tertiary care centre. | Dr. Samiksha Karampuri |
| EP76 | Keeping an 'eye' out in Neurofibromatosis patients | Dr. Rhutuja Bramhankar |
| EP77 | Title : Electrifying clarity : Unraveling the Mysteries of Mature electric cataract | Dr. Sayali Ramesh Suradkar |

BACK TO INDEX

Tap on a button to directly go to Daywise Index



DAY - 1

DAY - 2

DAY - 3

| Abs No | Title | Chief Author |
|--------|--|-------------------------------------|
| EP78 | A CASE REPORT OF ISOLATED CAVERNOUS HEMANGIOMA OF THE CONJUCTIVA | Dr. Swati Rajesh Khobragade |
| EP79 | Ophthalmological Manifestations Of Oculocutaneous Albinism (OCA) | Dr. Shifa Shafi Waghu |
| EP80 | A CASE OF NODULAR SCLERITIS | Dr. Neha Gorakh Jadhavar |
| EP82 | Spontaneous resolution of congenital bilateral dacryocystocele by conservative managementcase report | Dr. Shivani Shadangi |
| EP83 | A Surgical Saga : Managing Intraocular Foreign Body in Corneal Tear with Temporal Retinal Break | Dr. Sweta Anil Ghorpade |
| EP84 | Monocular Elevation Deficit- Surgery Simplified. | Dr. Shilpa Sonarkhan |
| EP86 | Reporting a Case Of Chemical Injury with Lime Describing its Clinical Aspect and Management. | Dr. SHAIKH ZAFAR IQBAL ABDUL KALEEM |
| EP88 | Post fever retinitis | Dr. Riya Kedia |
| EP89 | A Rare Benign Eyelid Tumour | Dr. Payal Laxman Pawar |
| EP90 | PAEDIATRIC CRANIOPHARYNGIOMA CAUSING AN ISOLATED BILATERAL 3rd CRANIAL NERVE PALSY | Dr. Bhakare Neel Shriram |
| EP91 | Unusual presentation of Phacogenic or Lens induced Uveitis | Dr. Athira A |
| EP92 | A cross sectional study to assess clinical profile of patients presenting with ocular trauma | Dr. Shilpa gupta |
| EP93 | THE SUNLIGHT, EYELID AND NEOPLASIA | Dr. Amruta Rajesh Mandhane |
| EP94 | to study the final visual outcome and complications in LIG patients following SICS | Dr. Pratik Dasu waghmare |

BACK TO INDEX

Tap on a button to directly go to Daywise Index



DAY - 1

DAY - 2

DAY - 3

| Abs No | Title | Chief Author |
|--------|---|--------------------------------|
| EP96 | TOPIC Manifestations of Ocular Tuberculosis - different masks of the same ' VILLAIN ' | Dr. Madhav Shah |
| EP97 | A Case of Age Related Macular degeneration. | Dr. Samiksha Borkar |
| EP98 | A CASE REPORT OF SQUAMOUS PAPILLOMA OF CONJUCTIVA IN A YOUNG PATIENT. | Dr. MANISHA KISAN PAWAR |
| EP99 | Role of ocular manifestations as an important Life saving indicator in cavernous sinus thrombosis. | Dr. Harshnoti Mukesh Purway |
| EP100 | Chameleon challenge:Fungal keratitis posing as viral infection | Dr. Sanskruti sulbhevar |
| EP101 | Retrobulbar Optic Neuritis | Dr. Swapnali Shahajirao Sawant |
| EP102 | MASSON'S HEMANGIOMA OF UPPER EYELID | Dr. MANISHA KISAN PAWAR |
| EP103 | GOING AGAINST THE ODDS, Pars plana Pctomy in a patient with thick PCO since 2 years – A case report | Dr. RIYA SINGHAL |
| EP104 | USHER SYNDROME - AN OPHTHALMOLOGICAL PERSPECTIVE | Dr. Kothawale Mohini Dattatray |
| EP105 | CHALAZION OR GRANULOMATOUS CONJUNCTIVITIS? | Dr. Kothawale Mohini Dattatray |
| EP106 | Post traumatic bilateral periorbital necrotizing fasciitis managed in multidisciplinary approach. | Dr. Shweta Sanjiv chopade |
| EP107 | Tyre explosion ocular injury- A case report | Dr. Nikita Bhausaheb Damale |
| EP108 | Hypotonous Choroid : A case study in diagnosis and management of kissing choroid s/p SICS. | Dr. RIYA SINGHAL |
| EP109 | Pleomorphic Adenoma Demystified | Dr. SHIKHA KUMARI |

BACK TO INDEX

Tap on a button to directly go to Daywise Index



DAY - 1

DAY - 2

DAY - 3

| Abs No | Title | Chief Author |
|--------|--|----------------------------|
| EP112 | Unmasking the Culprit: PARAFUNGUS - Reporting a Case of Pythium insidiosum Corneal Ulcer. | Dr. Tejas Veerendra Atnoor |
| EP115 | Eyelid tumor | Dr. Poulami Barik |
| EP116 | A cross sectional study to assess clinical profile of patients presenting with ocular trauma. | Dr. Shilpa gupta |
| EP117 | A rare case of bilateral Peter's Plus anomaly | Dr. Samiksha Karampuri |
| EP118 | Unravelling a Sino-Orbital fibrous dysplasia | Dr. Harsha singh |
| EP119 | Outcome After Optical Keratoplasty In Congenital Hereditary ENDOTHELIAL DYSTROPHY : The Siblings Curse | Dr. Trupti Sute |
| EP120 | Case of Neuroretinitis in a young male | Dr. Utkarsh Datta Vernekar |
| EP121 | Bilateral Blepharochalasis secondary manifest as ptosis - A case report | Dr. Shivani Shadangi |
| EP123 | Promising role of intralesional sclerotherapy in conjunctival venolymphatic malformation | Dr. Vaishnavi Awachat |
| EP124 | A rare case report of Fulminant orbital myiasis caused by oestrus ovis | Dr. SURABHI KUMAR |
| EP125 | The knowledge, attitude, and practice regarding eye donation among the medical students | Dr. Nikhil Darade |
| EP126 | An interesting case of endogenous fungal endophthalmitis in a healthy male status post RTA | Dr. Mrunmaya Dhongadi |
| EP127 | Seeing Through the Calcified Curtain: Unveiling the Mysteries of Optic Disc Drusen | Dr. SHIKHA KUMARI |
| EP128 | SLET: A gateway to Revitalizing vision and ocular restoration | Dr. Shamli Ashokrao Raut |

BACK TO INDEX

Tap on a button to directly go to Daywise Index



DAY - 1

DAY - 2

DAY - 3

| Abs No | Title | Chief Author |
|--------|--|----------------------------|
| EP112 | Unmasking the Culprit: PARAFUNGUS - Reporting a Case of Pythium insidiosum Corneal Ulcer. | Dr. Tejas Veerendra Atnoor |
| EP115 | Eyelid tumor | Dr. Poulami Barik |
| EP116 | A cross sectional study to assess clinical profile of patients presenting with ocular trauma. | Dr. Shilpa gupta |
| EP117 | A rare case of bilateral Peter's Plus anomaly | Dr. Samiksha Karampuri |
| EP118 | Unravelling a Sino-Orbital fibrous dysplasia | Dr. Harsha singh |
| EP119 | Outcome After Optical Keratoplasty In Congenital Hereditary ENDOTHELIAL DYSTROPHY : The Siblings Curse | Dr. Trupti Sute |
| EP120 | Case of Neuroretinitis in a young male | Dr. Utkarsh Datta Vernekar |
| EP121 | Bilateral Blepharochalasis secondary manifest as ptosis - A case report | Dr. Shivani Shadangi |
| EP123 | Promising role of intralesional sclerotherapy in conjunctival venolymphatic malformation | Dr. Vaishnavi Awachat |
| EP124 | A rare case report of Fulminant orbital myiasis caused by oestrus ovis | Dr. SURABHI KUMAR |
| EP125 | The knowledge, attitude, and practice regarding eye donation among the medical students | Dr. Nikhil Darade |
| EP126 | An interesting case of endogenous fungal endophthalmitis in a healthy male status post RTA | Dr. Mrunmaya Dhongadi |
| EP127 | Seeing Through the Calcified Curtain: Unveiling the Mysteries of Optic Disc Drusen | Dr. SHIKHA KUMARI |
| EP128 | SLET: A gateway to Revitalizing vision and ocular restoration | Dr. Shamli Ashokrao Raut |

BACK TO INDEX

Tap on a button to directly go to Daywise Index



DAY - 1

DAY - 2

DAY - 3

| Abs No | Title | Chief Author |
|--------|---|------------------------------|
| EP146 | Relentless progressive subltly regressive B/L serpinginious choroiditis suggestive of MDR TB | Dr. Tanvi Ajmera |
| EP147 | RE LOWER EYELID SQUAMOUS CELL CARCINOMA IN 14 YEAR MALE CHILD WITH XERODERMA PIGMENTOSUM | Dr. Mansi Balasaheb Ajagekar |
| EP148 | Efficacy of Intracameral Lidocaine Hydrochloride & Tropicamide for anaesthesia &mydriasis in CataractSx | Dr. Ketki Deotale |
| EP149 | Lymphoma - A masquerade | Dr. Soni Anuj |
| EP150 | A clinical case of cyst of moll | Dr. Sneha Nandkishor Iodhi |
| EP151 | A RARE CASE OF RECURRENT SYMBLEPHARON AFTER PTERYGIUM EXCISION WITH AMNIOTIC MEMBRANE GRAFT | Dr. Kaderi Mohammed Arif |
| EP152 | DOME SHAPED MACULA | Dr. URMILA RAWAT |
| EP153 | Lamellar Macular Hole – The Hidden pathology for poor visual outcome behind Cataract. | Dr. Sakshi Sachin Bagdiya |
| EP154 | High myopia or Dancing lens ?? | Dr. Kunjal Rawal |
| EP155 | BACTERIAL CORNEAL ULCER WITH PHACOMORPHIC GLAUCOMA | Dr. URMILA RAWAT |
| EP157 | TITLE: ORBITAL MALIGNANT ROUND CELL TUMOUR - A RARE NON-HODGKIN LYMPHOMA | Dr. Mangal Laxman Patil |
| EP158 | TITLE: BILATERAL OPTIC NEURITIS: AN ATYPICAL CASE. | Dr. Sonali Gajanan Satpute |
| EP159 | C/O Unilateraal Post- Fever Retinitis With +ve SEROLOGY FOR RUBELLA &CYTOMEGALOVIRUS. | Dr. Priyanka Talreja |
| EP162 | Skin grafting in a patient of post burns cicatricial ectropion | Dr. Samradni Dengle |

BACK TO INDEX

Tap on a button to directly go to Daywise Index



DAY - 1

DAY - 2

DAY - 3

| Abs No | Title | Chief Author |
|--------|--|------------------------------|
| EP163 | A RARE CASE OF BARDET - BIEDL SYNDROME | Dr. Dinesh Shriram Ghodke |
| EP164 | A Case of Severe LSCD Treated With KERATOPROSTHESIS With Slet & Minor Salivary Gland Transplantation | Dr. Rashika Harwani |
| EP165 | Usher Syndrome With Atypical Retinitis Pigmentosa : A Rare Case Review. | Dr. Sahil Singh Batra |
| EP166 | A CASE OF BILATERAL SUBLUXATION OF LENS IN YOUNG FEMALE | Dr. SHRUTI B CHATSE |
| EP167 | CASE REPORT ON EALES DISEASE MAIN AUTHOR – Dr. Shruti Madhani AUTHOR – Dr. Vrunda MorePati | Dr. SHRUTI MADHANI |
| EP168 | Title: Neuromyelitis Optica, a rare case | Dr. Kinjal Tribhuvan |
| EP169 | Bardet–Biedl syndrome: A Case Report. | Dr. Kshitija Rajendra Kargar |
| EP170 | THE CROSSOVER NEOPLASIA - A CASE REPORT ON OCULAR SURFACE SQUAMOUS NEOPLASIA | Dr. Amritaa Dipin Varma |
| EP171 | A Case Report on Oculocutaneous Albinism. | Dr. Shweta |
| EP172 | Management and Visual Outcome in patients of Lens-induced Glaucomas at a Tertiary Eye Care Hospital | Dr. Kinjal Tribhuvan |
| EP173 | RARE CASE OF RECURRENT RETROBULBAR NEURITIS IN GLAUCOMA | Dr. Himani Panse |
| EP174 | A CASE OF TRAUMATIC FOREIGN BODY REMOVAL | Dr. SHRUTI B CHATSE |
| FP6 | A case of probable Vogt-koyanagi-harada syndrome - A rarely diagnosed entity | Dr. Prathamesh Vyas |
| FP11 | A rare cause of reversible vision loss - A case of sphenoid sinus mucocele. | Dr. Prathamesh Vyas |

BACK TO INDEX

Tap on a button to directly go to Daywise Index



DAY - 1

DAY - 2

DAY - 3

| Abs No | Title | Chief Author |
|--------|--|--------------------------------|
| FP19 | Mr muscle , lost or found | Dr. Sunitee Rout |
| FP22 | Progression comparison of Diabetic Retinopathy in patients on conventional versus insulin analogues. | Dr. RHISHIKESH DESHPANDE |
| FP23 | Prevalence of xerophthalmia in rural children of Latur, Maharashtra | Dr. Smital Dipak Jaiswal |
| FP24 | Title - Outcome of 100 LASIK Procedures in a Tertiary Eye Care Center: A Comprehensive Analysis | Dr. Sanskriti Prasad |
| FP30 | Simultaneous removal of intralenticular foreign body with cataract aspiration and IOL implantation. | Dr. Diksha Guru Kumare |
| FP31 | Prevalence of dry eye disease in type 2 diabetic patients. | Dr. SNEHAL ASHOKKUMAR SONEWANE |
| FP34 | A puzzling case of ROP with misleading findings | Dr. Mohnish Nayak |
| FP37 | Magical effects of glycerin used per - operatively to enhance visualization in cases of corneal edema. | Dr. Sweta Anil Ghorpade |
| FP46 | LIMBAL STEM CELLS DEFICIENCY - CASE STUDY OF RARE PRESENTATION | Dr. Priyanka Ashok Wankhede |
| FP91 | Unusual Keratitis in Post - operative Cataract Surgery Patient | Dr. Pranav Dattaram More |
| FP102 | MASSON'S HEMANGIOMA OF UPPER EYELID | Dr. MANISHA KISAN PAWAR |
| FP109 | Central Retinal Vein Occlusion Secondary To Anamia IN A YOUNG FEMALE: A Rare Case Presentation | Dr. Kothawale Mohini Dattatray |
| FP118 | A Case of Developmental Glaucoma | Dr. Rutuja Patil |
| FP124 | RARE CASES OF BEAR ATTACK : GLOBE POLYTRAUMA | Dr. Arun Mohan Lalge |

BACK TO INDEX

Tap on a button to directly go to Daywise Index



DAY - 1

DAY - 2

DAY - 3

| Abs No | Title | Chief Author |
|--------|---|----------------------------------|
| FP130 | An Unusual Case of Phlyctenular keratoconjunctivitis in a patient with Staphylococcal blepharitis | Dr. SURABHI KUMAR |
| FP132 | Acute postoperative endophthalmitis with an unusual organism (Haemophilus influenzae) | Dr. Shruti valate |
| FP135 | A rare case of unilateral Progressive Idiopathic Tractional Corectopia in a 11 monthold female baby | Dr. Fatema Lokhandwala |
| FP136 | Prescising the Keratometry :A comparative analysis of AK and OCCI in routine Phacoemulsification | Dr. Shamli Ashokrao Raut |
| FP152 | Heerfordt Waldenstorm Syndrome , a rare case of anterior uveitis. | Dr. DHONDGE SUPRIYA PANDHARINATH |
| FP154 | OCULAR CONSEQUENCES OF BLUNT TRAUMA VISITING TO CASUALTY IN CENTRAL RURAL INDIA | Dr. Yuga Pawar |
| FP156 | A case report of homonymous hemianopia in young adult. | Dr. Dinesh Shriram Ghodke |
| FP183 | Ocular Siderosis masquerading as Vitreous Hemorrhage: A case report | Dr. MUDRA ANAND PURANIK |
| FP190 | A unique presentation of Ocular surface squamous neoplasia in young male. | Dr. Nikita Andhale |
| FP203 | Keep an eye for the blinding eye : A rare case report on Bilateral AAION with ANCA-MPO positive GCA | Dr. Shaikh Simran Arshad |

BACK TO INDEX


Tap on a button to directly go to Daywise Index



DAY - 1

DAY - 2

DAY - 3



Dr. Suchi Smitha Behere

Photo Essays

| Abs No | Title | Chief Author |
|--------|-----------------------|----------------------------|
| PT1 | Double Trouble- CRAVO | Dr. Abhishek Desai |
| PT2 | Red vision faded | Dr. Sunitee Rout |
| PT3 | BALLOON IN THE EYE | Dr. Mohnish Nayak |
| PT6 | Vault : OCT Insight | Dr. DIKSHA MILIND PANDE |
| PT7 | IOL OPACIFICATION | Dr. Sagar Vasant Chaudhari |
| PT10 | The ocular storm! | Dr. Harshal Sahare |
| PT13 | choroidal hemangioma | Dr. Sweta Anil Ghorpade |
| PT15 | Pituitary Apoplexy ! | Dr. Tagare Abhijit A |
| PT16 | CNVM | Dr. Pooja singh |
| PT17 | Eye Joy: Teen's win | Dr. ANJALI VITTHAL JOSHI |
| PT18 | Revealing the 'Ring' | Dr. Sirur Shravya Subodh |

**BACK TO
INDEX**

Tap on a button
to directly go to
Daywise Index



DAY - 1

DAY - 2

DAY - 3

| Abs No | Title | Chief Author |
|--------|----------------------|---------------------------------|
| PT20 | Find the bleeder | Dr. Saman Patel |
| PT22 | Spectacled fundus | Dr. Aman Dalal |
| PT25 | Drainage disaster | Dr. SERA TSHERING WANGDI |
| PT27 | Aniridia SF IOL | Dr. Amit Shriram Nene |
| PT29 | Torpedo Maculopathy | Dr. Roshani Thakur |
| PT30 | Addressing grip VMT | Dr. Purva Valvekar Date |
| PT32 | NATURE FINDS A WAY ! | Dr. Nidhi Singh |
| PT34 | UVEAL MELANOMA | Dr. Harsha singh |
| PT35 | Gilded retina | Dr. SHIKHA KUMARI |
| PT36 | Light of Darkness. | Dr. Tejas Veerendra Atnoor |
| PT37 | Glaucoma Mimicker | Dr. Salunkhe Rameshwari Jagdish |

BACK TO INDEX

Tap on a button to directly go to Daywise Index



DAY - 1

DAY - 2

DAY - 3

| Abs No | Title | Chief Author |
|--------|----------------------|-------------------------------|
| PT38 | The Ripple effect | Dr. TENDULKAR KARISHMA NITIN |
| PT40 | Kayserfleischer ring | Dr. Vaishnavi Awachat |
| PT41 | GRASPING THE STRAWS | Dr. RIYA SINGHAL |
| PT42 | The surprise visitor | Dr. Kaustubh Pukhraj Rewatkar |
| PT44 | Veiled vision | Dr. Sneha Gulabrao Kapgate |
| PT45 | The Beehive | Dr. Wagh Sangeeta |
| PT46 | keratoconus signs | Dr. Komal Bhimrao Patekar |
| PT47 | Phantom Folds | Dr. Reshma Raghunath Ranade |
| PT49 | The Matrix | Dr. WAGH ANISHA SANDEEP |
| PT50 | Eyes Within an Eye! | Dr. Chinmayee P Melvanki |
| PT53 | City Lights | Dr. Soni Anuj |
| PT55 | PUPILLARY MEMBRANE | Dr. Mangesh shelke |

BACK TO INDEX

Tap on a button to directly go to Daywise Index



DAY - 1

DAY - 2

DAY - 3

| Abs No | Title | Chief Author |
|--------|----------------------|------------------------------|
| PT56 | Iris Rift | Dr. Poorva Kher |
| PT57 | Double hump sign | Dr. Sampada sanjay chitale |
| PT58 | LETS SOLVE THIS MAZE | Dr. SIMRAN AHUJA |
| PT59 | Shattered Vision | Dr. Shamli Ashokrao Raut |
| PT60 | Missing mystery:Eye | Dr. Aditi Raghunath Nangare |
| PT62 | Torn retina | Dr. RAKESH SHAH D |
| PT63 | India in-Sight | Dr. Ayushi Toshniwal |
| PT65 | Moon in Red Forest! | Dr. Nikhil Navneet Toshniwal |
| PT66 | Folded Upon Itself.! | Dr. Anant Bhosale |
| PT67 | Scars that Speak: RK | Dr. MUDRA ANAND PURANIK |

**BACK TO
INDEX**

Tap on a button
to directly go to
Daywise Index



DAY - 1

DAY - 2

DAY - 3



Dr. Asmita Phase



**44th Annual
Conference of the
Maharashtra
Ophthalmological
Society**

18

19

20

**October 2024
at Solapur**

**A huge thank you from all of us ! Your support and
contributions make everything possible.**

**We're grateful to have you on
this journey with us!**

